

16 November 2022

THE PHILIPPINE STOCK EXCHANGE, INC.

Disclosure Department
6th Floor PSE Tower
One Bonifacio High Street
28th Street corner 5th Avenue
Bonifacio Global City, Taguig City

Attention: **MS. ALEXANDRA D. TOM WONG**
Officer-in-Charge, Disclosure Department

Subject: 2021 Definitive Information Statement

Gentlemen:


Enclosed herewith is our 2021 Definitive Information Statement with the required Annexes for the Annual Stockholders' Meeting on 13 December 2022, which was filed with the Securities and Exchange Commission on 14 November 2022, via email.

We trust that you will find the attached document in order.

Very truly yours,

PAXYS, INC.

By:


MAYETTE H. TAPIA
Corporate Information Officer

11 November 2022

SECURITIES AND EXCHANGE COMMISSION

Secretariat Building, PICC Complex,
Roxas Boulevard, Pasay City, 1307

Attention: **Dir. Vicente Graciano P. Felizmenio, Jr.**
Market Securities Regulation Department

Subject: Definitive Information Statement
(SEC Form 20-IS)

Gentlemen:

In compliance with the Securities and Exchange Commission's ("SEC") SRC Rule 20 and in connection with Annual Stockholders' Meeting of **Paxys, Inc.** ("Company"), which will be held on 13 December 2022, we submit herewith our Definitive Information Statement ("DIS"), including the 2021 Audited Financial Statements and latest available Management Report for 2022.

We further provide our responses to the SEC's comments on the Preliminary Information Statement ("PIS") which we received on 24 October 2022 via email.

Checklist of Requirements	Page No.	Remarks	Response
THE COMPANY IS ADVISED OF THE NOTICE dated April 16, 2022 RE: ALTERNATIVE MODE FOR DISTRIBUTING AND PROVIDING COPIES OF THE NOTICE OF MEETING, INFORMATION STATEMENT, AND OTHER DOCUMENTS IN CONNECTION WITH THE HOLDING OF ANNUAL STOCKHOLDERS' MEETING ("ASM") FOR 2022			Please see Annex "1" hereof which is the SEC Letter dated 8 November 2022 granting the Company's request for the proposed distribution of the final copies of the Definitive Information Statement ("DIS") in digital version through (a) QR Code and (b) a link to the Corporation's website.
MC No. 3, Series 2020 and Section 49 of the Revised RCC (21 days prior to ASM)		Disclose compliance of Section 49 of the Revised RCCP and MC No. 3 Series of 2020.	Please see pages 5 and 6 of the Definitive Information Statement wherein we provided our statement of compliance with Section 49 of the Revised RCCP and MC No. 3 Series of 2020, to wit: <i>"The approximate date when the notice of the annual stockholders' meeting and the information statement will be first sent to security holders will be on 18 November 2022 through newspaper publication via The Philippine Star and online publication via Business World. Said date is twenty-five (25) calendar days prior to the date of the meeting and in compliance with the requirement to provide the notice atleast twenty-one (21) calendar days prior to the date of</i>

		<p><i>the meeting in compliance with Section 49 of the Revised Corporation Code of the Philippines and the SEC Memorandum Circular No. 3 Series of 2020.</i></p> <p><i>Likewise, in compliance with Section 49 of the Revised Corporation Code of the Philippines and the SEC Memorandum Circular No. 3 Series of 2020 the written notice contained all information and deadlines relevant to the shareholders' participation in the proxy meeting and exercise of the right to vote remotely (in absentia or through a proxy)."</i></p>
COVER SHEET		
8. Date, time and place of the meeting of security holders	Incomplete, indicate the link of the ASM schedule on December 13, 2022.	The Company's 2022 AGM shall be conducted on site 13 December 2022 at 2:00 PM. The venue of the AGM shall be at the Manila Golf & Country Club, Harvard Road, Forbes Park, Makati City. Please refer to page 2 of the DIS. This is in compliance with Section 50 of the Revised Corporation Code of the Philippines and Section 15 of the Memorandum Circular No. 6, Series of 2020.
PART I		
A. General Information		
ITEM 1. DATE, TIME, AND PLACE OF MEETING		
Date, time, place of meeting	Incomplete, indicate the link of the ASM schedule on December 13, 2022.	The Information already provides that the The Company's 2022 AGM shall be conducted on site 13 December 2022 at 2:00 PM. The venue of the AGM shall be at Manila Golf & Country Club, Harvard Road, Forbes Park, Makati City. Please refer to page 6 of the DIS. This is in compliance with Section 50 of the Revised Corporation Code of the Philippines and Section 15 of the Memorandum Circular No. 6, Series of 2020.
B. Control and Compensation Information		
ITEM 5. DIRECTORS & EXECUTIVE OFFICERS		
If action is with respect to election of directors		
<i>Information required by Part IV paragraphs (A), (D) (1) and (D) (3) of "Annex C"</i>		
(A)(I) Identify Directors, including Independent Directors and Executive Officers	(I) The company is advised SEC Memo. Circular	SEC Memo. Circular No. 4, Series of 2017 re: Term Limit of Independent Directors is noted. The Company

		<p>No. 4, Series of 2017 re: Term Limit of Independent Directors, (2) Submit updated Certification on the Qualifications and Disqualification of Independent Directors pursuant to SEC Memo Circular No. 5, Series of 2017.</p>	<p>confirmed that, as of September 30, 2021, the nominees have served the Company for a cumulative term of nine (9) years reckoning from year 2012. Pursuant to the Company's Corporate Governance Guidelines and the SEC Memorandum Circular No. 19 dated November 22, 2016 on Code of Corporate Governance, the Company disclosed that it intends to retain these Independent Directors who has served for nine (9) years, subject to the Board's finding of meritorious justification/s shareholders' approval. Please refer to page 14 of the DIS.</p> <p>Both nominees have submitted a Certificate of Qualification as required by the Securities and Exchange Commission pursuant to its Notice dated October 20, 2006. Please see Annexes "4" and "5" hereof.</p>
PART III.			
MANAGEMENT REPORT			
(a) Full fiscal years			
(b) Interim Periods: Comparable discussion to assess material changes (last fiscal year and comparable interim period in the preceding year.) <i>Disclose the required information under subparagraph (2)(a)(I) to (viii) above.</i>		Attached Quarterly Report SEC Form 17-Q period ended September 30 2022.	Please find attached 3 rd Quarter Report which includes latest balance sheet, income statement, comprehensive income, cash flows and stockholders equity for the period ended 30 September 2022 attached as Annex "7".
Market Price of and Dividends required by Part V of Annex C			
(I) Market Information			
(b) If the information called for by paragraph (A) of this Part is being presented, the document shall also <i>include the price information as of the latest practicable trading date</i> , and in the case of securities to be issued in connection with an acquisition, business combination or other reorganization, as of the trading date immediately prior to the public announcement of such transaction.	27	Comply with the highlighted portion re: include the price information as of the latest practicable trading date	The high and low closing prices of the Company's shares for the 3 rd quarter and the last traded price as of 30 September 2022 have been updated. Please refer to page 27 of the DIS.

Copies of the Definitive Information Statement ("DIS"), including the 2021 Audited Financial Statements and latest available Management Report for 2021 and the 3rd Quarter Report for 2022 (SEC Form 17-Q), will be available on the Company's website. Notice of the Annual Stockholder Meeting will be published in the business section two (2) newspaper of general circulation, in print and online format for two (2) consecutive days starting on



18 November 2022 in compliance with SEC's Notice dated 16 February 2022 as an alternative mode for distributing and providing copies of the Notice of Meeting.

We trust that you will find the attached documents in order. We hope to receive the SEC's clearance on or before the distribution date.

Very truly yours,

PAXYS, INC.

By:

A handwritten signature in black ink, appearing to read "Mayette H. Tapia".

MAYETTE H. TAPIA

Corporate Secretary and Corporate Information Officer

COVER SHEET

6 6 0 9

SEC Registration Number

P A X Y S , I N C .

(Company's Full Name)

1 5 t h F l o o r , 6 7 5 0 A y a l a O f f i c e
T o w e r A y a l a A v e n u e , M a k a t i C i t y

(Business Address: No. Street City/Town/Province)

Atty. Mayette H. Tapia
(Contact Person)

(+632) 8250-3800
(Company Telephone Number)

DEFINITIVE INFORMATION STATEMENT

1 2 3 1
Month Day
(Fiscal Year)

2 0 - I S
(Form Type)

1 2 1 3
Month Day
(Annual Meeting)

(Secondary License Type, If Applicable)

Dept. Requiring this Doc.

Amended Articles Number/Section

714

Total No. of Stockholders

₱- ₱-

Total Amount of Borrowings

Domestic

Foreign

To be accomplished by SEC Personnel concerned

File Number

LCU

Document ID

Cashier

STAMPS

Remarks: Please use BLACK ink for scanning purposes.

PAXYS, INC.

15/F 6750 Ayala Office Tower, Ayala Avenue, Makati City

To all Stockholders:

Please be advised that the annual meeting of the stockholders of **PAXYS, INC.**, will be held on **13 December 2022** at the Manila Golf & Country Club, Harvard Road, Forbes Park, Makati City, Philippines at 2:00 PM.

The agenda is as follows:

1. Call to Order
2. Proof of Notice and Certification of Quorum
3. Approval of Minutes of Previous Stockholders' Meeting
4. Management Report and Audited Financial Statements for the Year Ended December 31, 2021
5. Ratification of Previous Corporate Acts
6. Election of Directors
7. Appointment of External Auditors
8. Other Matters
9. Adjournment

For purposes of the meeting, stockholders of record as of 31 October 2022 are entitled to notice and to vote at the said meeting. Registration for the said meeting begins at 12:30 PM. For convenience in registering your attendance, please present government issued identification, such as a driver's license, voter's ID, TIN card, SSS card or passport.

If you will not be able to attend the meeting but would like to be represented thereat, you may submit your proxy form, duly signed and accomplished, to the Corporate Secretary at the 15th Floor, 6750 Ayala Office Tower, Ayala Avenue, Makati City, Philippines on or before 3 December 2022. Beneficial owners whose shares are lodged with PDTC or registered under the name of a broker, bank or other fiduciary allowed by law must, in addition to the required ID, present a notarized certification from the owner of record that he is the beneficial owner, indicating thereon the number of shares. Corporate shareholders shall likewise be required to present a notarized secretary's certificate attesting to the authority of its representative to attend and vote at the stockholders' meeting. In accordance with Rule 20.11.2.18 of the 2015 Implementing Rules and Regulations of the Securities and Regulation Code, proxies executed by brokers shall be accompanied by a certification under oath stating that before the proxy was given to the broker, he had obtained the written consent of the persons in whose account the shares are held.

Validation of proxies will be held not later than 8 December 2022 at the office of the Company's stock transfer agent.

Pursuant to SEC Notice dated April 20, 2020, a copy of this Notice of meeting and accompanying annex containing a brief statement of the rationale and explanation for each item in the agenda, Definitive Information Statement, Management Report, SEC Form 17-Q, Proxy Form and other documents related to the meeting are available at the Company's website at www.paxys.com.

Makati City, Metro Manila, Philippines, 12 October 2022.


MAYETTE H. TAPIA
Corporate Secretary

AGENDA
Details and Rationale

1. Call to order

The Chairman of the Board of Directors, Mr. Tarcisio M. Medalla, will call the meeting to order.

2. Proof of notice and certification of quorum

The Corporate Secretary, Atty. Mayette H. Tapia, will certify that copies of the Notice have been sent to all stockholders of record as of 31 October 2022, and whether the attendees represented at the meeting hold a sufficient number of shares for quorum to exist for the valid transaction of business.

3. Approval of the Minutes of Previous Stockholders' Meeting

Copies of the draft minutes have been distributed together with the Notice of Stockholders' Meeting and Information Statement.

The stockholders will be requested to approve the draft minutes. The following is the proposed resolution:

“RESOLVED, that the minutes of the Annual Stockholders' Meeting of Paxys, Inc. held on December 14, 2021 be, as it is hereby, approved.”

4. Management Report & Audited Financial Statements for the Year Ended 31 December 2021

The Chairman and President, Mr. Tarcisio M. Medalla, will present the report of the Management to the stockholders, discuss initiatives undertaken and challenges faced by the Company in 2021 and share his personal perspective of the Company's future.

The audited financial statements for the year ended 31 December 2021 were prepared by the Company's independent auditors, Reyes, Tacandong & Co. and approved by the Company's Board of Directors. In compliance with the regulatory requirements, the audited financial statements have also been submitted to the Securities and Exchange Commission and Bureau of Internal Revenue.

Copies of the Management Report together with the audited financial statements for the year ended 31 December 2021 have been distributed with the Information Statement.

Questions will be entertained from the stockholders after the presentation.

The stockholders will be requested to approve the Management Report and the audited financial statements for the year ended 31 December 2021. The following is the proposed resolution:

“RESOLVED, that the Management Report and the Corporation's audited financial statements for year ended December 31, 2021 be, as it is hereby, approved.”

5. Ratification of Previous Corporate Acts

The Company's performance shall be the result of the acts, contracts, resolutions and actions of the Board of Directors and Management of the Company, and the stockholders will be requested to ratify the same. The following is the proposed resolution:

“RESOLVED, that all acts, contracts, resolutions and actions of the Board of Directors and Management of the Corporation from the date of the last annual stockholders' meeting up to the present be, as they are hereby, approved, ratified and confirmed.”

6. Election of Directors

The following individuals have been nominated as regular or independent directors and their respective nominations have been screened by the Nominations Committee:

For Regular Directors

1. TARCISIO M. MEDALLA
2. ROGER LEO A. CARIÑO
3. CHRISTOPHER B. MALDIA
4. LIM GHEE KEONG
5. ROBERTO A. ATENDIDO

For Independent Directors:

6. GEORGE EDWIN Y. SYCIP
7. JOSE ANTONIO A. LICHAUCO

Voting may be done in person or by proxy. Proxy forms can be downloaded from the Company's website at www.paxys.com. Signed and accomplished proxy forms are required to be submitted not later than 5:00 p.m. of 3 December 2022 and shall be validated no later than 8 December 2022. Votes may be cumulated as provided in the Corporation Code.

7. Appointment of External Auditors

The proposal is to reappoint Reyes Tacandong & Co as external auditor for the current year 2022. The following is the proposed resolution:

“RESOLVED, that the accounting firm of Reyes Tacandong & Co. be reappointed external auditors of the Company for the current year 2022.”

8. Other Matters

Stockholders may propose to discuss other issues and matters.

9. Adjournment

After all matters in the agenda have been taken up, the Chairman shall entertain a motion to adjourn the meeting.

SECURITIES AND EXCHANGE COMMISSION

SEC FORM 20-IS
DEFINITIVE INFORMATION STATEMENT
PURSUANT TO SECTION 20 OF THE SECURITIES REGULATION CODE

1. Check the appropriate box:

Preliminary Information Statement
 Definitive Information Statement

2. Name of Registrant as specified in its charter: **PAXYS, INC.**
3. Province, country or other jurisdiction of incorporation or organization: **Makati City, Philippines**
4. SEC Identification Number: **6609**
5. BIR Tax Identification Code: **000-233-218-000**
6. Address of principal office: **15th Floor 6750 Ayala Office Tower
Ayala Avenue,
Makati City
Postal Code 1226**
7. Registrant's telephone number, including area code: **(+632) 8250-3800**
8. Date, time and place of the meeting of security holders:
Date: **December 13, 2022**
Time: **2:00 PM**
Venue: **Manila Golf & Country Club, Harvard Road, Forbes Park, Makati City,
Philippines**
9. Approximate date on which the Information Statement is first to be sent or given to security holders:
November 18, 2022

10. Compliance with Section 49 of the Revised Corporation Code of the Philippines and SEC Memorandum Circular No. 3 Series of 2020:

The approximate date when the notice of the annual stockholders' meeting will be first sent to security holders will be on 18 November 2022 through newspaper publication via The Philippine Star and online publication via Business World. Said date is twenty-five (25) calendar days prior to the date of the meeting and in compliance with the requirement to provide the notice atleast twenty-one (21) calendar days prior to the date of the meeting in compliance with Section 49 of the Revised Corporation Code of the Philippines and the SEC Memorandum Circular No. 3 Series of 2020.

Likewise, in compliance with Section 49 of the Revised Corporation Code of the Philippines and the SEC Memorandum Circular No. 3 Series of 2020 the written notice contained all information and deadlines relevant to the shareholders' participation in the proxy meeting and exercise of the right to vote remotely (in absentia or through a proxy).

11. In case of Proxy Solicitations:

Name of Person Filing the Statement/Solicitor: **PAXYS, INC.**
Address and Telephone No.: **15th Floor, 6750 Ayala Office Tower, Ayala Avenue, Makati City
(+632) 8250-3800**

12. Securities registered pursuant to Sections 8 and 12 of the Securities Regulations Code (information on number of shares and amount of debt is applicable only to corporate registrants):

a. Authorized Capital Stock

Title of Each Class	Par Value	No. of Shares	Authorized Capital Stock
Common	Php1.00	1,800,000,000	Php1,800,000,000.00

b. No. of Common Shares Outstanding as of December 31, 2021:

1,148,534,866

c. Amount of Debt Outstanding as of December 31, 2021:

nil

13. Are any or all of registrant's securities listed on a Stock Exchange?

Yes No

If yes, disclose the name of such Stock Exchange and the class of securities listed therein:

The Common Stock of the Company is listed at the Philippine Stock Exchange, Inc. (PSE)

**PAXYS, INC.
INFORMATION STATEMENT**

A. GENERAL INFORMATION

Item 1. Date, Time and Place of Meeting of Security Holders

The annual stockholders' meeting of PAXYS, INC. (hereafter the "Registrant" or "Company" or "Paxys") will be held on 13 December 2022 at 2:00 p.m. at the Manila Golf & Country Club, Harvard Road, Forbes Park, Makati City, Philippines.

The complete mailing address of the principal office of the Registrant is 15th Floor 6750 Ayala Office Tower, Ayala Avenue, Makati City.

The approximate date when the notice of the annual stockholders' meeting and the information statement will be first sent to security holders will be on 18 November 2022 through newspaper publication via The Philippine Star and online publication via Business World. Said date is twenty-five (25) calendar days prior to the date of the meeting and in compliance with the requirement to provide the notice at least twenty-one (21) calendar days prior to the date of the meeting in compliance with Section 49 of the Revised Corporation Code of the Philippines and the SEC Memorandum Circular No. 3 Series of 2020.

Likewise, in compliance with Section 49 of the Revised Corporation Code of the Philippines and the SEC Memorandum Circular No. 3 Series of 2020 the written notice contained all information and deadlines relevant to the shareholders' participation in the proxy meeting and exercise of the right to vote remotely (in absentia or through a proxy).

Item 2. Dissenters' Right of Appraisal

There are no matters to be taken up during the annual stockholders' meeting with respect to which the law allows the exercise of the appraisal right by any dissenting stockholder. The Corporation Code limits the exercise of the appraisal right to the following instances:

- a. In case any amendment to the articles of incorporation has the effect of changing or restricting the rights of any stockholder or class of shares, or of authorizing preferences in respect superior to those of outstanding shares of any class, or of extending or shortening the term of corporate existence (Section 81);

- b. In case of the sale, lease, exchange, transfer, mortgage, pledge or other disposition of all or substantially all of the corporate property and assets (Section 81);
- c. In case of merger or consolidation (Section 81);
- d. In case of investments in another corporation, business or purpose (Section 42).

Since the matters to be taken up do not include any of the foregoing, the appraisal right will not be available.

However, if at any time after this Information Statement has been sent out, an action which may give rise to the right of appraisal is proposed at the meeting, any stockholder who voted against the proposed action and who wishes to exercise such right must make a written demand, within thirty (30) days after the date of the meeting or when the vote was taken, for the payment of the fair market value of his shares. Upon payment, he must surrender his certificates of stock. No payment shall be made to any dissenting stockholder unless the Company has unrestricted retained earnings in its books to cover such payment.

Item 3. Interest of Certain Persons in or Opposition to Matters to be Acted Upon

The directors, officers, nominees for directors and their associates do not have a substantial interest, direct or indirect, in any matter to be acted upon, other than election to office.

The registrant has not been informed in writing by any person that he intends to oppose any action to be taken by the Company at the meeting.

B. CONTROL AND COMPENSATION INFORMATION

Item 4. Voting Securities and Principal Holders Thereof

As of 30 September 2022, there are 1,148,534,866 outstanding common shares entitled to notice and to vote at the meeting.

The record date for the purpose of determining the stockholders entitled to notice of meeting and to vote at, the Annual Meeting of Stockholders is 31 October 2022.

The election of the board of directors for the current fiscal year will be taken up and all stockholders have the right to cumulate their votes in favor of their chosen nominees for director in accordance with Section 24 of the Corporation Code. Section 24 provides that a stockholder, may vote such number of shares registered in his name as of the record date for as many persons as there are directors to be elected or he may cumulate said shares and give one candidate as many votes as the number of directors to be elected multiplied by the number of shares shall equal, or he may distribute them on the same principle among as many candidates as he shall see fit. The total number of votes cast by such stockholder should not exceed the number of shares owned by him as shown in the books of the corporation multiplied by the whole number of directors to be elected.

Security Ownership of Certain Record and Beneficial Owners and Management

(1) Persons Known to the Registrant to be Directly or Indirectly the Record or Beneficial Owner of More than 5% of Any Class of the Registrant's Voting Securities:

As of 30 September 2022, Paxys has no knowledge of any individual or any party who beneficially owns in excess of 5% of Paxys common stock except as set forth in the table below:

Title of Class	Name and Address of Record Owner & Relationship with Issuer	Name of Beneficial Owner & Relationship with Record Owner	Citizenship	Number of Shares Held	Percent of Class
Common	All Asia Customer Services Holdings, Ltd. (AACSHL) 5/F Manulife Place 348 Kwun Tong Road Kowloon, Hong Kong	Expac Holdings Ltd. owns 100% of AACSHL. Paxys has neither corporate relationship nor information about Expac Holdings Ltd.	Hong Kong	630,844,038*	54.93%
Common	Paxys N.V. Kaya W.F.G. (Jombi) Mensing 36, Curaçao	Paxys, Inc. owns 100% equity of Paxys N.V.	Curaçao	345,622,477**	30.09%
Common	PCD Nominee Corp. G/F MSE Bldg., 6767 Ayala Ave., Makati City	Beneficial owners are the clients of the PCD participants' brokers. There are no beneficial owners owning more than 5% of the Registrant's capital stock.	Philippines	170,112,539	14.81%
Total				1,146,579,054	99.83%

*This includes the 9,583,218 lodged shares of AACSHL under PCD Nominee Corporation (Non-Filipino)

**The 345,622,477 shares of Paxys N.V. are currently lodged under PCD Nominee Corporation (Non-Filipino)

The right to vote the shares of AACSHL shall be exercised through its duly appointed proxy. AACSHL has previously appointed Mr. Tarcisio M. Medalla, Chairman and President of Paxys, Inc., as proxy for past stockholders' meetings. It is expected that AACSHL shall reappoint him as proxy for this year's meeting.

The shares held by AACSHL include 3,970,818 shares lodged with AB Capital Securities, Inc. and 5,612,400 shares lodged with S.J. Roxas & Co., Inc.

In October 2014, Paxys N.V., a wholly-owned subsidiary of Paxys, completed the purchase of 345,622,477 shares of Paxys, by way of a tender offer. As of 30 September 2022, the public ownership level of Paxys is at 14.96%. Paxys N.V. has appointed Mr. Tarcisio M. Medalla, Chairman and President of Paxys, Inc., as proxy for this year's stockholders' meeting.

(2) Security Ownership of Directors and Management (as of 30 September 2022):

Title of Class	Name of Beneficial Owner	Position	Amount of Beneficial Ownership	Citizenship	Percent Owned
Directors					
Common	Tarcisio M. Medalla	Chairman & President	1,120	Filipino	0.0001%
Common	Christopher B. Maldia	Director	129,520 ¹	Filipino	0.0113%
Common	Ghee Keong Lim	Director	82,800 ²	Malaysian	0.0072%
Common	Roger Leo A. Cariño	Director & Treasurer	1,120	Filipino	0.0001%
Common	Roberto A. Atendido	Director	1,000	Filipino	0.0001%
Common	George Edwin Y. SyCip	Independent Director	1,120	American	0.0001%
Common	Jose Antonio A. Lichauco	Independent Director	1,120	Filipino	0.0001%
Other Named Officers					

¹ Includes 129,400 lodged and uncertificated shares.

² Includes 1,000 lodged and uncertificated shares.

Common	Pablito O. Lim	Group, Chief Financial Officer	-	Filipino	-
Common	Mayette H. Tapia	Corporate Secretary and Chief Compliance Officer	-	Filipino	-
Common	Ana Maria A. Katigbak	Assistant Corporate Secretary	-	Filipino	-
Common	Sheri A. Inocencio	Chief Risk Officer	-	Filipino	-
Common	Ruth M. Mariñas	Chief Audit Executive	-	Filipino	-
	Total		217,800		0.019%

(3) Voting Trust Holder of 5% or more

There are no voting trust agreements or any other similar agreement which may result in a change in control of the Company of which the Company has any knowledge.

(4) Changes in control

No change in control of the Registrant has occurred since the previous fiscal year.

Item 5. Directors and Executive Officers

Directors

The following are the names, age, citizenships, and period of service of the current directors/independent directors, who are nominated for re-election at the Annual Stockholders' Meeting:

Name	Age	Citizenship	Period during which individual has served as such
Tarcisio M. Medalla	73	Filipino	Since 2003
Roger Leo A. Cariño	63	Filipino	Since 2003
Christopher B. Maldia	62	Filipino	Since 2003
Lim Ghee Keong	54	Malaysian	Since 2005
Roberto A. Atendido	74	Filipino	Since 2004
George Edwin Y. SyCip (Independent)	66	American	Reappointed 2021-2022 (after 9 consecutive years)
Jose Antonio Lichauco (Independent)	63	Filipino	Reappointed 2021-2022 (after 9 consecutive years)

Background, experience and positions held of each of the directors/independent directors of the company is as follows:

Mr. Tarcisio M. Medalla (*Chairman and President*), 73 years old, Filipino, has been a Director and President of the Company since 30 December 2003. He is concurrently a Director of UT Global Services Limited, a privately held company with an RHQ in Manila and affiliated with All Asia Customer Services Holdings Ltd., an investment holding company that owns the controlling equity interest in Paxys. He has been connected with the Group since 1983. He is also a director of Pacific Online Systems Corporation, a company listed with the Philippine Stock Exchange. He graduated with a BSC degree, major in Accounting, from De La Salle University. He attended the Advanced Management Program (AMP) at the Harvard Business School. He is a Certified Public Accountant.

Mr. Roger Leo A. Cariño (*Director & Treasurer*), 63 years old, Filipino, has been a Director of the Company since 30 December 2003. He is currently the Company's Treasurer, which he also held from 2004 to 2006 and 2009. He is concurrently a Director of UT Global Services Limited, a privately held investment company with an RHQ in Manila and affiliated with All Asia Customer Services Holdings Ltd. He is also the Chairman and President of UT Foundation, Inc. He has been connected with the Group since 1990. He graduated with a BSC degree, major in Accountancy, from Ateneo de Naga University and attended the MBA Program at Murdoch University and the Strategic Business Economics program at the University of Asia and the Pacific. He is a Certified Public Accountant.

Mr. Christopher B. Maldia (*Director*), 62 years old, Filipino, has been a Director of the Company since December 2003. He graduated with a Bachelor of Laws degree from the Ateneo de Manila University. He also has a Master of Laws in International Legal Studies from New York University School of Law. He is a member of the Philippine Bar and the New York Bar.

Mr. Lim Ghee Keong (*Director*), 54 years old, Malaysian, was appointed as Director of the Company on 3 June 2005. He has more than 30 years of experience in finance, treasury and credit management. Prior to joining the Usaha Tegas Sdn. Bhd. ("UTSB") Group in 1995, he was attached to General Electric Capital Corporation in the USA and Ban Hin Lee Bank in Malaysia. He is a Director and Chief Operating Officer of UTSB and serves on the boards of several other companies in which UTSB Group has interests, such as Maxis Berhad (listed on the Bursa Malaysia Securities Berhad ("Bursa Securities")) and Astro Malaysia Holdings Berhad (listed on Bursa Securities). He holds a Bachelor of Business Administration degree, majoring in Finance, from the University of Hawaii at Manoa, USA.

Mr. Roberto A. Atendido (*Director*), 74 years old, Filipino, has been a Director of the Corporation since 1 October 2004. He is currently the President of Asian Alliance Holdings & Develop Corp., Chairman/Director of Myka Advisory & Consultancy Services, Inc., Vice Chairman of Asian Alliance Investment Corp. He is currently a member of the board of the following companies: Philippine Business Bank and Macay Holdings Inc. He is also an independent Director of Mega Global Corporation. He holds a Masters Degree in Business Management from the Asian Institute of Management.

Mr. George Edwin Y. SyCip (*Independent Director*), 66 years old, American, has been an Independent Director of the Company since 1 October 2004 and reappointed for year 2020-2021. He advises a variety of companies in their cross-border endeavours between the US/Europe and Asia and also serves on the corporate Boards of Asian Alliance Holdings and Development Corp., Cityland Development Corporation, Premiere Horizon Alliance Corporation and Bank of the Orient in San Francisco. He is also a Trustee or Director of the International Institute for Rural Reconstruction, Give2Asia and Global Heritage Fund. He holds a Master's Degree in Business Administration from Harvard Business School and a Bachelor's degree in International Relations/Economics from Stanford University.

Mr. Jose Antonio Lichauco (*Independent Director*), 63 years old, Filipino, is the Treasurer and a Director of Automated Technology (Philippines), Inc. where he was previously Senior Vice-President and Chief Financial Officer. He is concurrently the President of Asian Alliance Investment Corp., specializing in Investment Banking and Corporate Finance. He also held positions at Insular Investment and Trust Corporation and at SGV & Co. He obtained his Master's Degree in Business Administration from Columbia University in New York, USA in 1989.

Executive Officers

The following are the names, ages, positions, citizenship and periods of service of the incumbent officers of the Company:

Name	Position	Age	Citizenship	Period during which individual has served as such ¹
Tarcisio M. Medalla	President and CEO	73	Filipino	Since 2021
Roger Leo A. Cariño	Treasurer	63	Filipino	Since 2021
Pablito O. Lim	Group, Chief Financial Officer	64	Filipino	Since 2021
Sheri A. Inocencio	Chief Risk Officer	56	Filipino	Since 2021
Mayette H. Tapia	Corporate Secretary, General Counsel, Corporate Information Officer, Chief Compliance Officer and Investor Relations Officer	36	Filipino	Since 2021
Ana Maria A. Katigbak	Assistant Corporate Secretary	53	Filipino	Since 2021
Ruth M. Mariñas	Chief Audit Executive	37	Filipino	Since 2021

Background, experience and positions held of each of the officers of the company are as follows:

Mr. Pablito O. Lim, 64 years old, Filipino, is the Group Chief Financial Officer since 2013. He was the former CFO of Stellar Philippines, Inc. and Stellar Global Solutions Philippines, Inc. Prior to joining the Group, he was the CFO of Brightpoint Italy and served as an Audit Executive in Sycip Gorres Velayo & Co., a member firm of Ernst & Young. He is also concurrently a Director of some of the Company's subsidiaries such as Simpro Solutions Philippines, Inc., Scopeworks Asia, Inc. and Paxys Realty, Inc. He is a Certified Public Accountant. He also completed both the Executive Development Program and the Management Development Program at the Asian Institute of Management.

Ms. Sheri A. Inocencio, 56 years old, Filipino, is the Group's Chief Audit Executive (CAE). Prior to joining the Group, she was the Vice President for Finance in BA Continuum Philippines, Inc. (a subsidiary of Bank of America) from August 2013 up to February 2015 and in Advanced Contact Solutions, Inc. from March 2003 up to November 2008. She also held several key finance and audit roles in C3/Customer Contact Channels, Inc., Prople, Inc., NGL Pacific Ltd., Pacific Cable & DTU Systems, Inc., and SGV & Co. Ms. Inocencio graduated cum laude from University of the Philippines with a degree in Business Administration and Accountancy and is a Certified Public Accountant.

Atty. Mayette H. Tapia, 36 years old, Filipino, is the Corporate Secretary, General Counsel, Corporate Information Officer, Chief Compliance Officer, and Investor Relations Officer beginning September 4, 2017. She previously served as a General Counsel of a multinational company and as an associate lawyer at Angara Abello Concepcion Regala & Cruz (ACCRA) Law Offices. She is currently a member of the Association of Southeast Asian Nation (ASEAN) Law Association and served as a corporate secretary of the San Beda Law Alumni Association Board of Trustees. She obtained her Bachelor of Laws degree from San Beda University-College of Law in Manila and became a member of the Integrated Bar of the Philippines on April 2013.

Atty. Ana Maria A. Katigbak, 53 years old, Filipino, is the Assistant Corporate Secretary of the Company and has held the office since 1997. She is a partner in Castillo, Laman, Tan, Pantaleon & San Jose Law Offices and also acts as Director of Mabuhay Holdings, Inc. and Vulcan Industrial and Mining Corp., Corporate Secretary of Energy Development Corporation, and Assistant

¹ Based on most recent appointment during the 2021 Organizational Meeting.

Corporate Secretary of Paxys Inc., Premiere Horizon Alliance Corporation and Solid Group, Inc. She is a member of the Integrated Bar of the Philippines.

Ms. Ruth M. Mariñas, 37 years old, Filipino, is the Group's Independent Chief Audit. She is a Certified Public Accountant with comprehensive experience in fields of general accounting, financial auditing, and taxation. She is knowledgeable in handling local and international companies of different industries, as well as small and medium enterprises.

Term of Office of Directors

Each director of the Company holds office for a period of one year and until the annual meeting of stockholders is held next after his election and/or his successor shall have been elected and qualified, except in case of death, resignation, disqualification or removal from office.

Directors' Attendance

All directors met the SEC's requirements of more than 50% attendance. Directors' attendance for the board meetings held for the year 2021 are as follows.

Directors	Date of Board Meeting				
	13 Mar. 2021 Regular	11 May 2021 Regular	5 Aug. 2021 Regular	3 November 2021 Regular	14 Dec. 2021 Organizational
Tarcisio M. Medalla	✓	✓	✓	✓	✓
Roger Leo A. Cariño	✓	✓	✓	✓	✓
Roberto A. Atendido	✓	✓	✓	✓	✓
Christopher B. Maldia	✓	✓	✓	✓	✓
Jose Antonio A. Lichauco	✓	✓	✓	✓	✓
Lim Ghee Keong	✓	✓	✓	✓	✓
George Edwin Y. SyCip	✓	✓	✓	✓	✓

✓ - Present A - Absent R - Resigned

Directorships in Other Companies

The following are directorships held by directors and executive officers in other companies during the last five years:

Name of Director	Name of Corporation	Position	Period
Tarcisio M. Medalla	Pacific Online Systems Corporation	Director	2007 to present
Roger Leo A. Cariño	UT Foundation Inc.	Chairman/President	2011 to present
Roberto A. Atendido	Asian Alliance Holdings & Develop Corp.	President	2021 to present
	Asian Alliance Investment Corp.	Vice Chairman	2021 to present
	Myka Advisory & Consultancy Services, Inc.	Chairman/Shareholder	2010 to present
	Macay Holdings, Inc.	Director	2014 to present
	Philippine Business Bank	Director	2006 to present
	Mega Global Corporation	Independent Director	2021 to present
Jose Antonio A. Lichauco	Asian Alliance Investment Corp.	President	2013 to present

Name of Director	Name of Corporation	Position	Period
	Automated Technology (Philippines) Inc.	Director	2000 to present
George Edwin Y. SyCip	Asian Alliance Holdings and Development Corp.	Director	November 1995 to present
	Cityland Development Corp.	Director	December 2017 to present
	Premiere Horizon Alliance Corporation	Director	February 2018 to present

Nomination for Election of Directors

In accordance with the Company's By-Laws and Corporate Governance Manual, nominations for election of directors were submitted to the Company's Corporate Secretary at the Company's principal place of business at least thirty (30) days before the date of the Annual Meeting.

There will be seven (7) nominees for regular and independent directors. All nominees are currently incumbent directors.

Nominations for Independent Directors

In accordance with SRC Rule 38, the Company has established a Nomination and Governance Committee with the following as members:

1. Mr. Tarcisio M. Medalla (Chairman)
2. Mr. George Edwin Y. SyCip (Independent Director)
3. Mr. Jose Antonio A. Lichauco (Independent Director)
4. Mr. Roger Leo A. Cariño (non-voting)
5. Mr. Christopher B. Maldia (non-voting)

The Nomination and Governance Committee has pre-screened in accordance with the criteria prescribed under SRC Rule 38 and the Company's Code of Corporate Governance, the nominations made by Mr. Tarcisio M. Medalla, Chairman and President of Paxys, of the following independent director nominees:

- 1) George Edwin Y. SyCip (incumbent)
- 2) Jose Antonio A. Lichauco (incumbent)

As of September 30, 2022, the above nominees have served the Company for a cumulative term of nine (9) years reckoning from year 2012. Pursuant to the Company's Corporate Governance Guidelines and the SEC Memorandum Circular No. 19 dated November 22, 2016 on Code of Corporate Governance, the Company intends to retain and reappoint these Independent Directors for another year, subject to the Board's finding of meritorious justification/s and shareholders' approval.

None of these independent director nominees are officers nor employees of the Company or any of its subsidiaries nor related by affinity or consanguinity to the persons who nominated them or other relationships, which could reasonably be perceived to, materially interfere with the exercise of their independent judgment in carrying out their responsibilities as independent directors.

Both nominees have submitted a Certificate of Qualification as required by the Securities and Exchange Commission pursuant to its Notice dated October 20, 2006.

Significant Employees

All the employees are considered important assets of the Company who collectively make significant contributions to the Company.

Family Relationships

None of the directors and executive officers is related to each other by affinity or consanguinity.

Involvement of Directors and Executive Officers in Certain Legal Proceedings

None of the directors and executive officers was involved during the past five years and as of date of this report in any bankruptcy proceeding. Neither have they been convicted by final judgment in any criminal proceeding or been subject to any order, judgment or decree of competent jurisdiction, permanently or temporarily enjoining, barring, suspending, or otherwise limiting their involvement in any type of business, securities, commodities or banking activities, nor found in action by any court or administrative body to have violated a securities or commodities law.

In any case, its independent director, George Edwin Y. SyCip is involved in the following legal proceedings:

Offense Charged/Investigated	Tribunal/Agency Involved	Status
Alleged violation of Sections 74 and 75 in relation to Section 144 of the Corporation Code (or alleged violation of the right to inspect) – preliminary investigation	Office the Secretary – Department of Justice (OSEC-PR-DTF-2-010916-001; NPS Docket Nos. XVI-INV-15B-00033 to 00034, titled <i>Harvest All Investment Limited, et al. v. Annsley B. Bangkas, et al./Harvest All Investment Limited, et al. v. George SyCip, et al.</i>)	The Department of Justice (“DOJ”) reversed the dismissal of the cases by the DOJ Prosecution Staff even though there was a finding that the directors, including, Mr. SyCip, had not issued a board resolution that expressly denied the inspection request. Mr. SyCip’s <i>Motion for Reconsideration</i> of the DOJ <i>Resolution</i> is pending to date.
Alleged violation of Sections 74 and 75 in relation to Section 144 of the Corporation Code (or alleged violation of the right to inspect) – filed in court	Metropolitan Trial Court of Pasig, Branch 71 and Office of the City Prosecutor of Pasig (Criminal Case Nos. M-PSG-18-00148-CR to 00149-CR, titled <i>People of the Philippines v. Annsley B. Bangkas, et al.</i>)	This is an offshoot of the case above (e.g., NPS Docket Nos. XVI-INV-15B-00033 to 00034). The case was initially raffled to the Metropolitan Trial Court of Pasig, Branch 71, which issued an <i>Order</i> finding probable cause against Mr. SyCip and his co-accused for the issuance of a warrant of arrest. The <i>Order</i> is the subject of the of a <i>Petition for Certiorari</i> pending with the Regional Trial Court of Pasig. The Metropolitan Trial Court of Pasig, Branch 71 eventually issued a <i>Resolution</i> dated November 11, 2020 (“November 11, Resolution”) dismissing the case for lack of

		<p>jurisdiction without prejudice to its refiling with the proper Regional Trial Court. The motion for reconsideration filed by the prosecution was denied by the court through a <i>Resolution</i> dated February 22, 2021.</p> <p>The Office of the City Prosecutor of Pasig has issued a Resolution dated May 27, 2021 recommending the refiling of the <i>Information</i> with the Regional Trial Court of Pasig.</p>
Alleged violation of Sections 74 and 75 in relation to Section 144 of the Corporation Code (or violation of the right to inspect) – preliminary investigation	Department of Justice – Office of the Secretary of Justice (NPS Docket No. XVI-INV-15B-00053, titled <i>Hedy S.C. Yap-Chua v. Jonathan Y. Dee, et al.</i>)	The Office of the Prosecutor General of the DOJ, through a <i>Review Resolution</i> dated March 20, 2018 (“ March 20 Resolution ”) ruled in favor of the complainant even though the inspection request was granted by the board of directors, including Mr. SyCip. Mr. SyCip’s <i>Petition for Review</i> of the March 20 Resolution, as well as Petitions filed by some of my correspondents, are currently pending with the Secretary of Justice.
Alleged violation of Sections 74 and 75 in relation to Section 144 of the Corporation Code (or alleged violation of the right to inspect) – filed in court	Regional Trial Court of Pasig, Branch 157 (Criminal Case Nos. R-PSG-21-01844-CR to 01845-CR, titled <i>People of the Philippines v. Jonathan Y. Dee, et al.</i>)	<p>This is an offshoot of the case above (e.g., NPS Docket No. XVI-INV-15B-00053). The case was initially raffled to the Metropolitan Trial Court of Pasig, Branch 70, which eventually issued an Order dated March 6, 2020 (“March 6 Order”) dismissing the case for lack of subject matter jurisdiction. A motion for reconsideration of the March 6 Order was filed by the prosecution and was denied by the court through a <i>Resolution</i> dated November 12, 2020.</p> <p>The Office of the City Prosecutor of Pasig refiled the <i>Information</i> with the Regional Trial Court of Pasig and the case was raffled to Branch 157.</p>
Alleged violation of Presidential Decree No. 1689, in relation to Article 315(2)(a) of the Revised Penal Code (syndicated <i>estafa</i>) and Article 171(1) of the Revised Penal Code	Office the Secretary – Department of Justice (NPS Docket Nos. XV-07-INV-16B-01028 & XV-07-INV-16D-01843, titled <i>Victory Fund Limited, et al. v.</i>	The Office of the City Prosecutor – Manila dismissed both <i>Complaints</i> . The complainants’ <i>Appeal</i> to the DOJ was also denied. Through a <i>Resolution</i> dated March 27, 2018 (“ March 27 Resolution ”), the DOJ partially granted the complainants’

(falsification of public document) – preliminary investigation	<i>Jonathan Y. Dee, et al./Jonathan Y. Dee, et al. v. Hedy S.C. Yap-Chua</i>	<p>motion for reconsideration by finding probable cause for simple <i>estafa</i> against Mr. SyCip and some co-respondents; the DOJ affirmed its ruling dismissing the syndicated <i>estafa</i> and falsification of public document charges. Several respondents, including Mr. SyCip, have filed <i>Motions for Reconsideration</i> of the March 27 Resolution, which are pending.</p> <p>One of the respondents filed a <i>Petition for Certiorari</i> with the Court of Appeals to challenge the March 27 Resolution.</p>
Alleged violation of Article 315(2)(a) of the Revised Penal Code (<i>estafa</i>) – filed in court	Regional Trial Court of Makati, Branch 143 (Criminal Case Nos. R-MKT-19-01308, titled <i>People of the Philippines v. Jonathan Dee, et al.</i>)	<p>This is an offshoot of the case above (e.g., NPS Docket Nos. XV-07-INV-16B-01028 & XV-07-INV-16D-01843). The prosecution filed the <i>Information</i> in court after the DOJ, in its March 27 Resolution, found probable cause to charge Mr. SyCip and other co-respondents with simple <i>estafa</i>.</p> <p>Though the court has not acquired personal jurisdiction over Mr. SyCip, it is sending notices to his counsel of record in the preliminary investigation for the schedule of the prosecution’s evidence presentation.</p>

Notwithstanding the existence of the legal proceedings involving Mr. SyCip, the Company does not find the same to be material to the evaluation of his ability or integrity to occupy the position of director for the current year, and to be elected again as independent director for the year 2021-2022.

Certain Relationships and Related Transactions

There has been no transaction during the last five years, nor is any transaction presently proposed, to which the Company was or is to be a party in which any director or executive officer of the Company, or nominee for election as a director, or owner of more than 10% of the Company’s voting securities, or voting trust holder of 10% or more of any class of the Company’s securities, or any member of the immediate family of any of the foregoing persons had or is to have a direct or indirect material interest. In the ordinary and regular course of business, the Company had or may have transactions with other companies in which some of the foregoing persons may have an interest.

Item 6. Compensation of Directors and Executive Officers

Summary of Compensation of Directors and Executive Officers

The table below shows the Company's four most highly compensated executive officers for the last three (3) years and the estimated to be paid for the ensuing fiscal year, as well as the directors of the Company, are as follows:

Name	Position
Tarcisio M. Medalla	President and CEO
Pablito O. Lim	Group, Chief Financial Officer
Sheri A. Inocencio ¹	Chief Risk Officer
Mayette H. Tapia	Corporate Secretary, General Counsel, Corporate Information Officer, and Chief Compliance Officer, and Investor Relations Officer
Ruth M. Mariñas	Chief Audit Executive

The aggregate compensation paid or incurred during the last two fiscal years and estimated to be paid in the ensuing fiscal year of the Company's CEO and four most highly compensated executive officers, as well as the directors of the Company are as follows:

	Year	Total ² (In Php Millions)
CEO and the four (4) above-named most highly compensated officers and all other directors unnamed as a group	2020	30.8
	2021	24.7
	2022 (estimated)	24.6

**The Group has a lean organizational structure. There are no other highly compensated officers other than the above. The names are shown in Item 6 in this report.*

Per diem fees, of the Group's executive officers and directors amounted to ₱910,000, ₱930,000, and ₱924,000 for the last three years ending December 31, 2021, 2020, and 2019, respectively.

The Company's By-laws provides that the Compensation of the members of the Board of Directors shall be at such reasonable amount as may be determined by the Board, subject to ratification by the stockholders.

As set by the Compensation and Remuneration Committee of the Company, the following are the key considerations in determining the proper remuneration of the directors and key officers of the Company: (i) the remuneration of the directors and key officers are commensurate to the responsibilities of the role (ii) no director shall participate in deciding on his remuneration, and (iii) the remuneration should consider long-term interests of the Company.

Employment Contracts and Termination of Employment and Change-in-Control Arrangements.

There are no agreements between the registrant and its key management personnel providing for benefits upon termination of employment, except for such benefits to which they may be entitled under the law.

Warrants and Options Outstanding: Repricing

The Company has no outstanding warrants and options.

¹ excluding for the year 2021

² Include salaries, bonuses, benefits, per diem and other fees

Item 7. Independent Public Accountants

- a) The external auditor of the Company is Reyes, Tacandong & Co. (RT & Co.). The Audit, Risk and Related Party Transactions Committee¹ recommends to the Board of Directors the reappointment of the external auditor and the fixing of the audit fees. The Board of Directors and stockholders approve the reappointment of the external auditor.
- b) Representatives of RT & Co. for the current year and for the most recently completed fiscal year are expected to be present at the Annual Stockholders' Meeting. They will have the opportunity to make a statement if they desire to do so and are expected to be available to respond to appropriate questions. Pursuant to the general requirements of SRC Rule 68 Par 3(b)(iv) "Compliance with the Seven (7) Year Rotation of External Auditor", Ms. Haydee M. Reyes will be replaced by Ms. Michelle M. Cruz as Partner-in-Charge for 2021 audit.
- c) There are no disagreements with our independent auditors on any matter of accounting principles or practices, financial statement disclosures, or auditing scope or procedure.
- d) The consolidated fees billed for the audit of the Company's annual financial statements amounted to ₱1.3 million, ₱1.3 million and ₱1.4 million for 2021, 2020 and 2019, respectively.
- e) There are no professional services rendered by the external auditor for tax accounting, compliance, advice, planning and any other form of tax services for the last two fiscal years. There is no other assurance and related services rendered by the external auditor. There are no other services provided by the external auditor other than the services reported above.

Item 8. Compensation Plans

No action is to be taken during the Annual Stockholders' Meeting with respect to any plan pursuant to which cash or non-cash compensation may be paid or distributed.

C. ISSUANCE AND EXCHANGE OF SECURITIES

Item 9. Authorization or Issuance of Securities Other than for Exchange

No action is to be taken during the Annual Stockholders' Meeting with respect to authorization or issuance of any securities.

Item 10. Modification or Exchange of Securities

No action is to be taken during the Annual Stockholders' Meeting with respect to modification of any class of securities or the issuance or authorization for issuance of one class of securities in exchange for outstanding securities of another class.

Item 11. Financial and Other Information

A copy of the Company's consolidated financial statements and a discussion by Management of its operations is included in the accompanying Management Report.

Item 12. Mergers, Consolidations, Acquisitions and Similar Matters

No action is to be taken during the Annual Stockholders' Meeting with respect to any transaction involving: (a) merger or consolidation into or with any other person or of any other person into or with Paxys; (b) acquisitions or any of its security holders of securities of another person; (c)

¹ Audit, Risk, and Related Party Transactions Committee members are: 1) Mr. Jose Antonio Lichauco – Chairman; 2) Mr. George Edwin Y. SyCip; 3) Mr. Roberto A. Atendido; and 4) Mr. Roger Leo A. Cariño.

acquisition of any other going business or of the assets thereof; (d) sale or other transfer of all or any substantial part of the assets of the Group.

Item 13. Acquisition or Disposition of Property

No action is to be taken during the Annual Stockholders' Meeting with respect to acquisition or disposition of any property.

Item 14. Restatement of Accounts

No action is to be taken during the Annual Stockholders' Meeting with respect to restatement of any asset, capital or surplus account.

D. OTHER MATTERS

Item 15. Action with Respect to Reports

The Management Report, as set forth in the Annual Report, will be submitted for stockholder's approval. The Company's Audited Financial Statements as of 31 December 2021 is made part of the Company's 2021 Definitive Information Statement, a copy of which is distributed to the stockholders of the Company at least 15 days prior to the Annual Stockholders' Meeting.

Item 16. Matters Not Required to be Submitted

No action is to be taken with respect to any matter that does not require the submission to a vote of security holders.

Item 17. Other Proposed Actions

A. Approval of the Minutes of the 2021 Annual Stockholders' Meeting

The minutes of the previous annual stockholders' meeting which includes the discussion of prior year's Annual and Management Reports will be presented to the stockholders for approval. Approval of the Minutes constitutes a ratification of the accuracy and faithfulness of the Minutes to the events that transpired during the meeting. This does not constitute a second approval of the same matters taken up at the annual stockholders' meeting, which was approved.

B. Ratification of Previous Corporate Acts

Among the major corporate acts for ratification by the stockholders in the annual stockholders' meeting are the following which were previously disclosed in the following Current Reports (SEC Form 17-C):

Date Filed	Items Reported
15 December 2021	The Company advised the Exchange of the highlights and results of the Annual Stockholders' Meeting held on 14 December 2021.
15 December 2021	The Company submitted the notarized Independent Director's Certificate of Mr. George Edwin Y. SyCip
10 January 2022	The Company submitted the Directors' Attendance for 2021.
29 March 2022	The Company informed the Exchange that the annual meeting of the stockholders of Paxys, Inc. for the year 2022, which is scheduled to be held on any day in May, has been postponed to a later date. The purpose of the postponement is to provide the Board and

Date Filed	Items Reported
	management of Paxys with greater opportunity in determining the Company's strategic direction.
4 August 2022	The Company submitted the Certificates of Completion for Corporate Governance Seminar for the Directors and Officers of Paxys, Inc. in compliance with the SEC Memorandum Circular No. 20 Series of 2013.
12 October 2022	The Company informed the Exchange that the scheduled annual meeting of the stockholders of Paxys Inc. is on 13 December 2021 at the Manila Golf & Country Club, Harvard Road, Forbes Park, Makati City, Philippines.
20 October 2022	The Company submitted the notarized Independent Director's Certificate of Mr. Jose Antonio A. Lichauco.
26 October 2022	The Company submitted the Certificate of Completion for Corporate Governance Seminar attended by Mr. Roberto A. Atendido.
26 October 2022	The Company submitted the notarized Independent Director's Certificate of Mr. George Edwin Y. SyCip.
2 November 2022	The Company submitted the certified list of stockholders of Paxys Inc. as of 31 October 2022, the record date of our Annual Stockholders' Meeting, which is scheduled on 13 December 2022.

A resolution to ratify the above acts, resolutions and proceedings of the Board of Directors, corporate officers and management shall be presented to the stockholders for approval.

C. Election of directors

In accordance with the Company's Corporate Governance Manual, all nominations for director were reviewed and evaluated by the Nominations and Governance Committee. The final list of nominees for directors including their background information, experiences and positions held are included in the Information Statement.

D. Appointment of External Auditors

A resolution for the reappointment of the Company's external auditor for 2021 shall be presented to the stockholders for approval.

In line with good corporate governance practices, the Audit, Risk, and Related Party Transactions Committee provides recommendations to the Board of Directors on qualified auditing firms which can best provide assurance to the directors and stockholders on the fairness and integrity of the Company's financial statements and the adequacy of internal controls.

Item 19. Voting Procedures

For the election of directors, the seven (7) nominees receiving the most number of votes will be elected to the Board of Directors. Cumulative voting will be applied.

For all other matters to be taken up, majority vote of the outstanding capital stock present or represented at the meeting where a quorum exists will be sufficient. Voting shall be done by proxy or remote communication or *in absentia* and the votes cast for or against the matter submitted shall be tallied by the Corporate Secretary in case of division of the house.

CERTIFICATION

Upon the written request of the stockholders, the Company undertakes to furnish said stockholder with a copy of SEC Form 17-A free of charge. Any written request for a copy of SEC 17A shall be addressed to the following:

Attention: **Atty. Mayette H. Tapia**
Corporate Secretary and Corporate Information Officer
15/F 6750 Ayala Office Tower
Ayala Avenue, Makati City

After reasonable inquiry and to the best of my knowledge and belief, we certify that the information set forth in this report is true, complete and correct. This report is signed in Makati City on 11 November 2022.

PAXYS, INC.



By: **Tarcisio M. Medalla**
Chairman and President



Mayette H. Tapia
Corporate Secretary
and Corporate Information Officer

PART II. INFORMATION REQUIRED IN PROXY FORM

Item 1. Identification

This proxy is solicited by the Board of Directors and Management of Paxys Inc. The solicited proxy shall be exercised by Mr. Tarcisio M. Medalla, President of the Corporation or the stockholder's authorized representative.

Item 2. Instruction

- a. For agenda items other than election of directors, the proxy form shall be accomplished by marking in the appropriate box either "FOR", "AGAINST" or "ABSTAIN" according to the stockholder's/proxy's preference.

For election of directors, the stockholder/proxy shall mark with an "X" the space across the name of his chosen nominee for regular and independent director.

If no instructions are indicated on a returned and duly signed proxy, the shares represented by the proxy will be voted:

FOR the approval of the minutes of the Annual Stockholders' Meeting held on 14 December 2021;

FOR the approval of the Management Report and audited financial statements for year ended 31 December 2021;

FOR the confirmation and ratification of all acts and resolutions of Management and the Board of Directors from the date of the last stockholders' meeting to date as reflected in the books and records of the Company;

FOR the election of the following directors:

For Regular Directors:

1. Tarcisio M. Medalla
2. Roger Leo A. Cariño
3. Christopher B. Maldia
4. Lim Ghee Keong
5. Roberto A. Atendido

For Independent Directors:

6. George Edwin Y. Sycip
7. Jose Antonio A. Lichauco

FOR the approval of the reappointment of Reyes Tacandong & Co. as the external auditor of the Company for 2022;

and to authorize the Proxy to vote according to discretion of the Company's President or Chairman of the Meeting on any matter that may be discussed under "Other Matters".

A Proxy Form that is returned without a signature shall not be valid.

- b. The matters to be taken up in the meeting are enumerated opposite the boxes on the form. The names of the nominee directors are likewise enumerated opposite an appropriate space.
- c. The proxy forms may be submitted to the Corporation on or before 5:00 p.m. of 3 December 2022 (i) by email to investor_relations@paxys.com or (ii) by delivery or mail to the principal

office of the Corporation at 15th Floor, 6750 Ayala Office Tower, Ayala Ave. Makati City. In case a proxy form is emailed to the Corporation, the original signed copies of the proxy form should also be **received** by the Corporation by delivery or mail not later than 3 December 2022 in time for validation procedures. Proxy forms shall be validated until 8 December 2022, at the Corporation's principal office. Proxy forms not received within the prescribed period shall not be counted as part of the quorum for the meeting and the votes therein shall not be recognized.

PLEASE USE THE ATTACHED PROXY FORM

Item 3. Revocability of Proxy

A stockholder may revoke his proxy on or before the date of the Annual Meeting. The proxy may be revoked by the shareholder's written notice to the Corporate Secretary advising the latter of the revocation of the proxy, or by a shareholder's personal attendance during the meeting.

Item 4. Persons Making the Solicitation

This solicitation is made by the Corporation. No director has informed the Corporation in writing or otherwise of his intention to oppose any action intended to be taken up at the meeting. Solicitation of proxies will be done via email or any online manner. The estimated amount to be spent by the Corporation to solicit proxies for the Board of Directors is Php70,784.00 more or less. The cost of solicitation will be borne by the Corporation.

Item 5. Interest of Certain Persons in Matters to be Acted Upon

No member of the Board of Directors or executive officer since the beginning of the last calendar year, or nominee for election as director, or their associates, has had any substantial interest, direct or indirect, by security holdings or otherwise, in any of the matters to be acted upon in the meeting, other than election to office.

The Corporation does not intend to bring any matter before the meeting other than those set forth in the notice of the annual meeting of stockholders and does not know of any matter to be brought before the meeting by others. If any other matter does come before the meeting, the proxy shall vote in the manner indicated by the stockholder, or if no such indication is made, in accordance with proxy's discretion.

The Company will provide without charge to each person solicited, upon his written request, a copy of the Company's annual report on SEC Form 17-A duly filed with the Securities and Exchange Commission. At the discretion of Management, a reasonable fee may be charged for the expense incurred in providing a copy of the exhibits. All requests may be sent to the Company's head office and addressed to:

Attention: ATTY. MAYETTE H. TAPIA
PAXYS INC.
15th FLOOR, 6750 AYALA OFFICE TOWER, AYALA AVE., MAKATI
CITY
+632-8250-3800

PAXYS, INC.
MANAGEMENT REPORT
Pursuant to RSA Rule 20(B)

For the 2022 Annual Stockholders' Meeting

General Nature and Business of the Company

Paxys, Inc. ("Paxys" or the "Company") is an investment holding company incorporated in the Philippines and listed on the Philippine Stock Exchange (stock symbol: PAX). It was formerly known as Fil-Hispano Holdings Corporation and registered with the Philippine Securities and Exchange Commission (SEC) on 14 February 1952. Its major shareholders are All Asia Customer Services Ltd (AACSHL), a privately-held company incorporated in Hong Kong, and Paxys NV, a wholly owned subsidiary of the Company, with 54.93% and 30.09% interests, respectively.

In 2004, the Company's principal shareholder undertook a reverse takeover of Paxys by injecting Advanced Contact Solutions, Inc. ("ACS") in exchange for a controlling stake in the Company. ACS at that time was a major call center in the Philippines. Effectively, Paxys became the first call center firm to be listed on the Philippine Stock Exchange. Thereafter, Paxys made several other investments in the business processes outsourcing (BPO) industry and other related businesses by means of acquisitions and joint ventures. Due to exigencies of the business, Paxys sold all of its equity interests in ACS in January 2011 and henceforth divested most of its BPO assets. At present, the Company's operating subsidiaries provide general transcription, proofreading, data conversion, contact center and back office outsourcing services. Previous investments of Paxys include the following:

- The Parent Company expanded its business and made several acquisitions in Australia through Paxys Australia Pty Ltd ("PAU"). The most significant acquisition was made in April 2006 when PAU acquired SmartSalary Pty Ltd ("SmartSalary"), a salary packaging company based in Australia. In 2009, SmartSalary acquired two major Australian providers of in-house salary packaging software solutions, namely, Melbourne System Group Pty Ltd and Seqoya Pty Ltd. In 2010, PAU incorporated a wholly-owned subsidiary, Smartfleet Management Pty Ltd ("Smartfleet"), for the purpose of engaging in fleet management-related business. Smartfleet further expanded by acquiring the assets of Webfleet Management Services Pty Ltd, a leading provider of software solutions for online fleet management. Smartfleet also acquired Australian Vehicle Consultants Pty Ltd, a fullservice fleet management company and a leading provider of vehicle maintenance services. Smartsalary also acquired PBI Benefit Solutions Pty Ltd, a company engaged in issuing credit card products to employees of public hospitals and public benevolent institutions in Australia. In June 2012, the Company, through Paxys N.V., sold its 100% interest in PAU and its subsidiaries to SmartGroup Investments Pty Ltd.
- In January 2007, Paxys, together with joint venture partner Stellar Global, Inc., established Stellar Global Solutions Philippines, Inc. ("SGSP"). SGSP was organized to provide cost-effective Philippine offshore outsourcing for the Australian and UK clients of the Stellar Community. In April 2011, SGSP formed a wholly-owned subsidiary – Stellar Philippines, Inc. ("Stellar Philippines") to further expand Stellar's operations in the Philippines. Paxys sold all of its equity interests in SGSP and Stellar Philippines to Stellar Global, Inc. in July 2013.
- In 2008, Paxys partnered with WNS Global Services Netherlands Cooperative U.A. ("WNS Global") to form WNS Philippines, Inc. Based in Mumbai India, WNS Global is a leading provider of business process outsourcing for various services such as banking, travel, telecommunications, logistics, insurance, and healthcare. In October 2011, Paxys transferred all of its equity interests in WNS Philippines, Inc. to its foreign partner.

- To further improve its IT capabilities and expertise, the Company acquired a majority stake in Ubaldo Reidenbach Solutions, Inc. (“URSI”) in 2008. URSI is a Philippine company engaged in IT consultancy focusing on Linux, Open Source Software and Red Hat Software. In 2008, Paxys acquired majority ownership in Global Idealogy Corporation (“GIC”), a software solutions provider. In October 2012, Paxys transferred all of its equity interests in URSI in favor of URSI’s minority shareholders. In August 2011, Paxys sold all of its equity interests in GIC in favor of GIC’s minority shareholders.

In October 2014, Paxys N.V., a wholly-owned subsidiary of the Parent Company, completed a tender offer to acquire 345,622,477 common shares of the Parent Company representing 30.09% of its outstanding capital stock. AACSHL remains the majority shareholder owning 54.93% of the Parent Company’s total issued and outstanding shares as of 31 December 2021. The public ownership level of Paxys is at 14.96% as of 30 September 2022.

The registered office address of the Parent Company is at 15th Floor, 6750 Ayala Office Tower, Ayala Avenue, Makati City, Philippines.

Competition

Philippines is among the top 3 choices for offshore operations due to its strategic business location, steady supply of competent workers and world-class telecom infrastructure.

Competition within the global BPO services industry includes US-based outsourcing companies and offshore BPO companies.

Sources and Availability of Raw Materials and the Names of Principal Suppliers

Paxys and its subsidiaries obtain equipment and other materials mostly from local suppliers. The Company is not dependent upon one or limited number of suppliers for essential equipment and other materials as it continuously looks for new suppliers that can satisfy the Company’s requirements.

Major Customers

For the past year, the Company’s major customers include UK courtrooms for the legal transcription services, Asia-Pacific for the data document processing, customers, television contents in Singapore, healthcare services consumers in Canada.

Related Party Transactions

Transactions between related parties mainly include cash advances for working capital advances and are accounted for at arms-length prices. In 2021, the Group extended cash advances in support of working capital requirements of related parties amounting to P4.6 million.

Discontinued Operations

On May 6, 2015, SSPI terminated its Philippine operations due to non-renewal of its revenue contracts. Thereafter, SSPI amended its Articles of Incorporation shortening the term of its existence to June 30, 2018. Said amendment has been approved by the Board of Directors on March 15, 2017 and by the Securities and Exchange Commission on May 24, 2017. By virtue of the Amended Articles of Incorporation, the Corporation has dissolved its corporate existence on June 30, 2018. Paxys has joint control in SSPI through its wholly-owned subsidiary, Paxys Ltd.

Licenses

On 25 November 2009, SWA’s registration of its expanding business process outsourcing service in the field of data transcription activity was approved by the Board of Investments (BOI). This

certification entitles SWA to a three-year Income Tax Holiday (ITH) starting December 2009 until November 2012. The ITH shall be limited only to the revenue generated from the registered expansion project. As a registered entity, SWA is required to export at least 70% of its total services, among other requirements. The ITH incentive has expired in November 2012. Thus, starting December 2012, SWA is subjected to 30% regular corporate income tax.

Simpro Philippines¹ was registered with the Philippine Economic Zone Authority in October 2012 as an Ecozone Information Technology Enterprise. Under Simpro's registration conditions, Simpro's operations shall not be entitled to ITH, but shall be entitled only to the 5% Gross Income Tax (5% GIT) incentive, in lieu of all national and local taxes, including the additional deduction of training expenses, as provided in RA 7916, as amended, and to incentives under Article 77, Book VI of EO 226.

Need for any government approval of principal products or services

There are no products or services that need any government approval.

Effect of existing or probable governmental regulations on the business

The limitation and conditions on ScopeWorks imposed by BOI has already ended in November 2012. Starting calendar and taxable year 2013, ScopeWorks is subject to government regulations same as a regular business entity. Simpro Philippines is subject to the export sales requirements prescribed for Economic IT Enterprises.

Research and Development

The Company has not spent any amount during the last three fiscal years on research and development activities.

Environmental Matters

The Company is not involved in any action or proceeding involving non-compliance in any material respect with relevant environmental laws and regulations of the Philippines.

Employee and Labor Relations

As of 31 December 2021, the Group has 65 employees, including regular, project-based and probationary employees. There are no existing bargaining agreements (CBA) covering the Company's employees nor its subsidiaries. The Group provides its employees with medical insurance and leave benefits. For professional development, the Group provides for team building activities and offers training programs that address the specific needs of employees. To foster work-life balance, the Group sponsors among others, annual summer and year-end activities.

Legal Proceedings

There are no material pending legal proceedings to which the Company or any of its subsidiary or affiliates is a party, or of which any of their property is the subject.

¹ Please refer to Discontinued Operations

Market Price of and Dividends on Common Equity

Market Information

The Company's common shares are traded on the Philippine Stock Exchange. As of 30 September 2022 last traded price was Php1.70 per share. Trading prices for each quarter within the last two fiscal years are set forth below:

	Closing Prices	
	High	Low
2022		
First quarter	2.00	1.63
Second quarter	1.87	1.81
Third quarter	1.83	1.70
2021		
First quarter	2.48	2.05
Second quarter	2.33	2.25
Third quarter	2.48	2.25
Fourth quarter	2.25	2.06
2020		
First quarter	2.97	2.03
Second quarter	2.42	2.00
Third quarter	2.10	2.02
Fourth quarter	2.49	2.02

Shareholders

As of 30 September 2022, the number of stockholders of record in the Company's stock and transfer book is 714. The common shares issued is 1,148,534,866 based on the last Report on Number of Shareholders. The list of the top 20 stockholders of Paxys common shares as of 30 September 2022 are as follows:

Name	Class of Securities	No. of Shares Held	Percentage to Total
All Asia Customer Services Holdings Ltd. ¹	Common	621,260,820	54.09%
PCD Nominee Corporation (Non-Filipino)	Common	464,560,384	40.45%
PCD Nominee Corporation (Filipino)	Common	60,757,850	5.29%
Kho, Jimmy Jao	Common	300,000	0.03%
Chua, Carmen	Common	216,276	0.02%
Granados, Juan P.	Common	158,112	0.01%
Yao Shiong Shio	Common	95,184	0.01%
Kaw Sek & Company	Common	86,088	0.01%
Lim, Ghee Keong	Common	81,800 ²	0.01%
Paredes, Antonio	Common	79,728	0.01%
Urrutia, Kevin	Common	75,000	0.01%
Willis, Hugh Warren	Common	63,111	0.01%
Jalandoni, Rodegelio M.	Common	62,052	0.01%
Celis, Angela	Common	55,776	0.00%
Martinez, Emilio G.	Common	55,236	0.00%
Santiago, Eduardo A.	Common	37,920	0.00%
Tangco, Francisco F.	Common	37,896	0.00%
Co, Victor C.	Common	31,536	0.00%

¹ AACSHL 9,583,218 shares are currently lodged under PCD Nominee (Non-Filipino). Total ownership of AACSHL is at 630,844,038 which is 54.93% of the total outstanding shares.

² Does not include the 1,000 lodged and uncertificated shares.

Name	Class of Securities	No. of Shares Held	Percentage to Total
Asiamerit Securities, Inc	Common	24,000	0.00%
Reyes, Leopoldo T.	Common	19,800	0.00%
Hollywood Stars Cosmetics, Inc.	Common	19,788	0.00%
Total		1,148,078,257	99.96%

Dividends

There were no dividends declared to public for the last three (3) years. As of 31 December 2021, there are no restrictions imposed on the Company on the declaration of cash or property dividends. There are no recent sales of unregistered or exempt securities including recent issuance of securities constituting an exempt transaction.

Recent Sales of Unregistered or Exempt Securities

- (a) Securities Sold - Not applicable.
- (b) Underwriters and Other Purchasers - Not applicable.
- (c) Consideration - Not applicable.
- (d) Exemption from Registration Claimed - Not applicable.

Management's Discussion and Analysis of Financial Condition and Plan of Operations

The following discussion and analysis of the Company should be read in conjunction with the accompanying audited consolidated financial statements and the related notes as at and for the year ended December 31, 2021, 2020 and 2019. All amounts are in thousand pesos unless otherwise stated.

Year Ended December 31, 2021

Financial and Operational Highlights

Below is a summary of the Group's operations for the year ended 31 December 2021 and 2020:

<i>In Php'000, except percentage</i>	2021	2020	Y21 vs Y20
Service Income	₱44,680	₱54,648	-18%
Gross Profit	12,644	13,892	-9%
EBITDA ¹	7,627	(1,425)	635%
Loss from operations ²	(63,842)	(75,612)	-16%
Net Loss attributable to equity holders	(10,998)	(21,524)	-49%

The Group generated ₱44.7 million and ₱54.6 million revenues in 2021 and 2020, respectively, coming mainly from the data conversion and managed facility service programs of Scopeworks Asia, Inc. (SWA) the remaining operating subsidiary of the Group. Compared to prior year, 2021 revenues went down by 18% due to lower volume of business for the subsidiary.

Direct costs of operations also went down by about 21% also due to lower expenses because of the decreased volume in data conversion service which resulted to additional savings on personnel cost. The resulting Gross Profit of ₱12.6 million in 2021 also resulted to about 9% decrease compared to 2020 Gross Profit of ₱13.9 million.

¹ EBITDA is defined as Earnings Before Interest Expense, Income Taxes, Depreciation and Amortization.

² Operating Income (Loss) = Gross Profit - Gen & Admin Expenses

The Interest Income from the Group's surplus funds amounted to P31.6 million in 2021. This is lower by 31% compared to P51.3 million interest income earned in 2020, due to lower interest rates in the market as a result of the impact of covid-19 in the global economy.

Financial Condition

The Group's assets are mainly cash equivalents and investment securities. These funds are invested in various local and international bank and the Group and provided interest income which mostly covered the overhead costs.

Following are the highlights of the Group's financial position as at December 31, 2021 and 2020:

<i>In Php'000, except percentage</i>	2021	2020	Y21 vs Y20
Current Assets	P3,790,840	P3,657,366	4%
Noncurrent Assets	59,618	35,926	66%
Assets	3,850,458	3,693,292	4%
Current Liabilities	40,704	33,433	22%
Noncurrent Liabilities	47,251	29,840	58%
Equity	3,762,503	3,630,019	4%

Liquidity and Capital Resources

<i>In Php'000, except percentage</i>	2021	2020	Y21 vs Y20
Net Cash provided by Operating Activities	P103,840	P96,800	7%%
Net Cash used in Investing Activities	(622,189)	(699,555)	-11%%
Net Cash used in Financing Activities	(14,858)	(15,909)	-7%
Net decrease in cash and cash equivalents	(533,207)	(618,664)	-13%

The net decrease in cash pertains mainly to funds invested in securities as disclosed in the Group's consolidated financial statements for year 2021. The total investment securities of the group amounted to P1,582.6 and P1,049.8 million in 2021 and 2020, respectively, or an increase of P532.7 million or about 51%.

The Company's management believes that the current level of cash generated from operations and the borrowing capability are sufficient to meet the Company's immediate future cash needs. The Company does not anticipate any liquidity problems that may arise from its operating activities in the near future.

Updates on Operating Subsidiary - ScopeWorks Asia, Inc. (SWA)

SWA business has been significantly impacted by the covid-19 pandemic. The data conversion service reported lower demand in 2021. As a result, revenues in 2021 dropped by 18% compared to the revenue in 2020. Direct cost and administrative expenses went down by 21% and 31%, respectively compared to 2020.

SWA is continuously looking and exploring other business opportunities to further increase its revenues, not just limited to business processing outsourcing but for other similar services as well.

SWA's financial highlights for the years ended 31 December 2021 and 2020:

<i>In Php'000, except percentage</i>	2021	2020	Y21 vs Y20
Service Income	P44,680	P54,648	(18%)
Gross Profit	12,644	13,892	(9%)

EBITDA ¹	10,382	4,719	120%
Net Income (Loss)	928	(7,368)	113%

Key Performance Indicators

The following are the major financial ratios of the Company for the year ended 31 December 2021 and year ended 31 December 2020:

	2021	2020	Y21 vs Y20
Current Ratio ²	93.1	109.4	(14.9%)
Debt to Equity Ratio ³	0.02	0.02	-
Return on Equity ⁴	(0.36%)	(0.71%)	50.1%
EBITDA Margin	17%	3%	667%
Net Loss Margin	(30%)	(47%)	36%

All KPI ratios are within the management's expectation within the periods under review.

Plan of Operation

1. The Group is continuously evaluating other investment opportunities. There are prospects and potential investment partners but these are still at the very early stage and none has been finalized to date. Paxys will continue to provide updates to its shareholders once any of the prospective investment opportunities proceed to the next level.
2. Other than Cash, the Group's main assets consist of cash equivalents and short-term fund. These assets are highly liquid and are convertible to cash as soon as additional cash requirement arises. The Management believes that it has sufficient level of fund to meet its cash requirement in the next twelve (12) months. The Group also does not anticipate any liquidity problems that may arise from its operating activities in the near future.
3. There are no expected purchase or sale of plant and significant equipment in the near term.
4. There are no expected significant changes in the number of employees in the Group.

Others Matters

In general, there are no material known trends, demands, commitments, events, transactions, arrangements or items of, by or involving the Company that would require a disclosure pursuant to Part III (A)(2)(A)(i) to (vii) of "Annex C" of the Implementing Rules and Regulations Code, to wit:

1. There are no known trends or any demands, commitments, events or uncertainties that will result in or that are reasonably likely to result in the Group's liquidity increasing or decreasing in any material way. The Company does not anticipate any cash flow or liquidity problems within the next 12 months. As discussed in the Management's Discussion and Analysis of Financial Conditions and Results of Operations above, the management believes that the current level of cash generated from Operations and borrowing capability are sufficient to meet the Company's immediate cash needs.
2. There are no known events that will trigger direct or contingent financial obligation that is material to the Company, including any default or acceleration of an obligation.

¹ EBITDA is defined as Earnings Before Interest Expense, Income Taxes, Depreciation and Amortization.

² Current Assets/Current Liabilities

³ Total Liabilities/Total Stockholders' Equity

⁴ Net Income / [(Equity end + Equity beg - Net Income)/2]

3. There were no material commitments for expansion or capital expenditures as of reporting period.
4. There were no material off-balance sheet transactions, arrangements, obligations (including contingent obligations), and other relationship of the Company with unconsolidated entities or other persons during the reporting period.
5. There are no unusual items as to nature and amount affecting assets, liabilities, equity, net income or cash flows, except those stated in Management's Discussion and Analysis of Financial Conditions and Results of Operations.
6. There were no known trends, events or uncertainties that have had or that are reasonably expected to have a material favourable or an unfavourable impact on net sales or revenue or income from continuing operation.
7. The causes for any material change from period to period are stated under Management's discussion and analysis section "financial condition".
8. The effects of seasonality or cyclicity on the operations of the Company's business are not material.
9. There were no material changes in estimates of amounts reported in interim periods of the current year or changes in estimates of amounts reported in prior financial years.

Year Ended December 31, 2020

Financial and Operational Highlights

Below is a summary of the Group's operations for the year ended 31 December 2020 and 2019:

<i>In Php '000, except percentage</i>	2020	2019	Y20 vs Y19
Service Income	₱54,648	₱78,506	(30%)
Gross Profit	13,892	20,123	(31%)
EBITDA ¹	(1,425)	55,614	(103%)
Loss from operations ²	(75,612)	(80,267)	6%
Net Income (Loss) attributable to equity holders	(21,524)	34,709	(162%)

The Group generated ₱54.6 million and ₱78.5 million revenues in 2020 and 2019, respectively, coming mainly from the data conversion and managed facility service programs of Scopeworks Asia, Inc. (SWA) the remaining operating subsidiary of the Group. Compared to prior year, 2020 revenues went down by about 30% due to forced operational shutdown from March up to May in compliance with government-mandated enhanced community quarantine as a result of Covid-19 pandemic.

Direct costs of operations also went down by about 30% also due to lower expenses because of the operational shutdown. The resulting Gross Profit of ₱13.9 million in 2020 also resulted to about 31% decrease compared to 2019 Gross Profit of ₱20.1 million

¹ EBITDA is defined as Earnings Before Interest Expense, Income Taxes, Depreciation and Amortization.

² Operating Income (Loss) = Gross Profit - Gen & Admin Expenses

The Interest Income from the Group's surplus funds amounted to ₱51.3 million in 2020. This is lower by 56% compared to ₱116.5 million interest income earned in 2020, due to lower interest rates in the market as a result of the impact of covid-19 in the global economy.

Financial Condition

The Group's assets are mainly cash equivalents and investment securities. These funds are invested in various local and international bank and the Group and provided interest income with a net yield of about 1.5% and 2.8% in 2020 and 2019, respectively. With minimal corporate overhead, the Interest Income earned from these funds are more than enough to cover the Group's expenses.

Year Ended December 31, 2019

Financial and Operational Highlights

Below is a summary of the Group's operations for the year ended 31 December 2019 and 2018:

<i>In Php '000, except percentage</i>	2019	2018	Y19 vs Y18
Service Income	₱78,506	₱86,477	(9%)
Gross Profit	20,123	20,971	(4%)
EBITDA ¹	55,614	22,805	144%
Loss from operations ²	(80,267)	(80,621)	1%
Net Income attributable to equity holders	34,709	20,326	71%

Revenue in 2019 and 2018 came mainly from Scopeworks Asia, Inc. (SWA), the remaining operating subsidiary of the Group. With technology advancement over the past years, the volume in the data conversion business of SWA further decreased in 2019. This was partially mitigated by the revenue generated from managed-seat lease business which started around fourth quarter of 2018, resulting to a much lower impact in the revenue of about 9% short compared to prior year.

At the Gross Profit level, the revenue impact is around 4% due to efficient operations and management of personnel cost resulting to a reduction in the direct cost of operation.

The Interest Income from the Group's surplus funds amounted to ₱116.5 million in 2019 or about 22% higher compared to the interest income in 2018. This is more than enough to cover the loss from operations in 2019 of about ₱80.3 million, and resulted to a Net Income of ₱34.71 million. Compared to prior, 2019 Net Income is better by around 71%.

EBITDA more than doubled in 2019 as compared to prior year. Other than the cash earnings, the Group's adoption of PFRS 16 standard resulted to right-of-use amortization and interest expense on leases which were included for EBITDA computation purposes. Excluding these in the computation, the EBITDA in 2019 is ₱39.3 million or 72% better compared to 2018 EBITDA of ₱22.8 million.

Financial Condition

The Group's assets are mainly cash equivalents and investment securities. These funds are invested in various local and international bank and the Group and provided interest income with a net yield of about 2.8% and 2.3% in 2019 and 2018, respectively. With minimal corporate overhead, the Interest Income earned from these funds are more than enough to cover the Group's expenses.

The main changes in the Group's financial position pertains to the recognition of right-of-use assets and lease liabilities due to PFRS 16 (lease standard) adoption and translation losses on the dollar funds of the Group, as a result of the appreciation of Philippine Peso against US Dollar.

¹ EBITDA is defined as Earnings Before Interest Expense, Income Taxes, Depreciation and Amortization.

² Operating Income (Loss) = Gross Profit - Gen & Admin Expenses

Nonetheless, the net effect of these changes is a minimal 4% decrease in the total assets in 2019 versus 2018.

Following are the highlights of the Group's financial position as at December 31, 2019 and 2018:

<i>In Php'000, except percentage</i>	2019	2018	Y19 vs Y18
Current Assets	₱3,813,632	₱3,884,972	(2%)
Noncurrent Assets	53,491	20,419	162%
Assets	3,867,123	3,905,391	(1%)
Current Liabilities	41,465	28,882	44%
Noncurrent Liabilities	38,499	12,880	199%
Equity	3,786,979	3,863,629	(2%)

Liquidity and Capital Resources

<i>In Php'000, except percentage</i>	2019	2018	Y19 vs Y18
Net Cash used in Operating Activities	(₱221,514)	(₱39,279)	-463%
Net Cash provided by Investing Activities	448,240	224,376	100%
Net Cash used in Financing Activities	(15,378)	-	-100%
Net increase in cash and cash equivalents	211,348	263,655	-20%

The cash provided by investing activities pertain mainly to redeemed investment securities as of disclosed in the Group's consolidated financial statements for year ended December 31, 2019 and 2018.

The Company's management believes that the current level of cash generated from operations and the borrowing capability are sufficient to meet the Company's immediate future cash needs. The Company does not anticipate any liquidity problems that may arise from its operating activities in the near future.

Updates on Operating Subsidiary - ScopeWorks Asia, Inc. (SWA)

The new Managed Service program posted promising growth in 2019, however, the revenue from Data Conversion program went down resulting to a 9% net decrease in the Service Income in 2019 versus 2018. While SWA is efficient in terms of managing its cost, there are unavoidable and fixed premise costs which resulted to overall Net Loss of ₱5.6 million in 2019, a 272-percentage points drop versus 2018's Net Income of ₱3.2 million.

SWA is continuously looking and exploring other business opportunities to further increase its revenues, not just limited to business processing outsourcing but for other similar services as well.

SWA's financial highlights for the years ended 31 December 2019 and 2018:

<i>In Php'000, except percentage</i>	2019	2018	Y19 vs Y18
Service Income	₱78,506	₱86,477	(9%)
Gross Profit	20,124	20,971	(4%)
EBITDA ¹	7,351	5,548	32%
Net Income (Loss)	(5,559)	3,228	(272%)

Key Performance Indicators

The following are the major financial ratios of the Company for the year ended 31 December 2019 and year ended 31 December 2018:

¹ EBITDA is defined as Earnings Before Interest Expense, Income Taxes, Depreciation and Amortization.

	2019	2018	Y19 vs Y18
Current Ratio ¹	91.6	134.5	-32%
Debt to Equity Ratio ²	0.02	0.01	100%
Return on Equity ³	0.64%	0.36%	78%
EBITDA Margin	71%	26%	173%
Net Income margin	31%	16%	94%

All KPI ratios are within the management's expectation within the periods under review.

Plan of Operation

1. The Group is continuously evaluating other investment opportunities. There are prospects and potential investment partners but these are still at the very early stage and none has been finalized to date. Paxys will continue to provide updates to its shareholders once any of the prospective investment opportunities proceed to the next level.
2. Other than Cash, the Group's main assets consist of cash equivalents and short-term fund. These assets are highly liquid and are convertible to cash as soon as additional cash requirement arises. The Management believes that it has sufficient level of fund to meet its cash requirement in the next twelve (12) months. The Group does not anticipate any liquidity problems that may arise from its operating activities in the near future.
3. There are no expected purchase or sale of plant and significant equipment in the near term.
4. There are no expected significant changes in the number of employees in the Group.

Others Matters

In general, there are no material known trends, demands, commitments, events, transactions, arrangements or items of, by or involving the Company that would require a disclosure pursuant to Part III (A)(2)(A)(i) to (vii) of "Annex C" of the Implementing Rules and Regulations Code, to wit:

1. There are no known trends or any demands, commitments, events or uncertainties that will result in or that are reasonably likely to result in the Group's liquidity increasing or decreasing in any material way. The Company does not anticipate any cash flow or liquidity problems within the next 12 months. As discussed in the Management's Discussion and Analysis of Financial Conditions and Results of Operations above, the management believes that the current level of cash generated from Operations and borrowing capability are sufficient to meet the Company's immediate cash needs.
2. There are no known events that will trigger direct or contingent financial obligation that is material to the Company, including any default or acceleration of an obligation.
3. There were no material commitments for expansion or capital expenditures as of reporting period.
4. There were no material off-balance sheet transactions, arrangements, obligations (including contingent obligations), and other relationship of the Company with unconsolidated entities or other persons during the reporting period.

¹ *Current Assets/Current Liabilities*

² *Total Liabilities/Total Stockholders' Equity*

³ *Net Income / [(Equity end + Equity beg - Net Income)/2]*

5. There are no unusual items as to nature and amount affecting assets, liabilities, equity, net income or cash flows, except those stated in Management's Discussion and Analysis of Financial Conditions and Results of Operations.
6. There were no known trends, events or uncertainties that have had or that are reasonably expected to have a material favorable or an unfavorable impact on net sales or revenue or income from continuing operation.
7. The causes for any material change from period to period are stated under Management's discussion and analysis section "financial condition".
8. The effects of seasonality or cyclicity on the operations of the Company's business are not material.
9. There were no material changes in estimates of amounts reported in interim periods of the current year or changes in estimates of amounts reported in prior financial years.

Year Ended December 31, 2018

Financial and Operational Highlights

Below is a summary of the Group's operations for the year ended 31 December 2018 and 2017:

<i>In Php '000, except percentage</i>	2018	2017	Y18 vs Y17
Service Income	₱86,477	₱79,205	9%
Gross Profit	20,971	12,684	65%
EBITDA ¹	22,805	8,993	154%
Loss from operations ²	(80,621)	(73,142)	10%
Net Income attributable to equity holders	20,326	7,531	170%

Service income of the Group, pertaining to the revenue from the remaining operating subsidiary - SWA, grew by 9% in 2018 as compared to 2017.

Revenue growth came mainly from increase in the volume of the business of SWA and additional revenue streams coming from the new site in Alabang, Muntinlupa. Coupled with cost efficiencies, the improvement resulted to a 65% improvement in the Group's Gross Profit in 2018 versus 2017.

The Group's Operations resulted to a loss of amounting to ₱80.6 million and ₱73.1 million as at December 31, 2018 and 2017, respectively. However, the Group earned Interest Income from its surplus funds amounting to ₱95.4 million and ₱74.9 million as at December 31, 2018 and 2017, respectively, or growth of about 27%. This, together with net foreign exchange gain and other income of the Group more than covered the Group's overhead and resulted to Net Income for the year of ₱14.1 million. Compared with prior year results, the Group's Net Income in 2018 is higher by 621%. EBITDA is also at positive ₱22.8 million.

Financial Condition

The Group's total assets as at December 31, 2018 has increased by ₱149.8 million. This is mainly due to the operating income of the Group and the gain on translation of Paxys NV's dollar-denominated funds which is shown in the Equity section of the audited consolidated statements of financial position under "Other Equity Reserves".

¹ EBITDA is defined as Earnings Before Interest Expense, Income Taxes, Depreciation and Amortization.

² Operating Income (Loss) = Gross Profit - Gen & Admin Expenses

Following are the highlights of the Group's financial position as at December 31, 2018 and 2017:

<i>In Php'000, except percentage</i>	2018	2017	Y18 vs Y17
Current Assets	₱3,884,972	₱3,742,200	4%
Noncurrent Assets	20,419	13,395	52%
Assets	3,905,391	3,755,595	4%
Current Liabilities	28,882	26,692	8%
Noncurrent Liabilities	12,880	4,064	217%
Equity	3,863,629	3,724,839	4%

Liquidity and Capital Resources

The cash used in investing activities pertain mainly to translation gain on the dollar Investment Securities of the Group.

The Company's management believes that the current level of cash generated from operations and the borrowing capability are sufficient to meet the Company's immediate future cash needs. The Company does not anticipate any liquidity problems that may arise from its operating activities in the near future.

<i>In Php'000, except percentage</i>	2018	2017	Y18 vs Y17
Net Cash provided by (used in) Operating Activities	₱39,279	(₱13,164)	398%
Net Cash provided by (used) in Investing Activities	224,376	(95,359)	335%
Net increase (decrease) in cash and cash equivalents	263,655	(108,523)	3423%

Updates on Operating Subsidiary - ScopeWorks Asia, Inc. (SWA)

Service Income of SWA grew by 9% in 2018 as compared to 2017. This revenue growth is mainly driven by the increase in the volume from its data conversion account for a UK client. SWA also had additional revenue streams in 2018 coming mainly from its new site in Alabang, Muntinlupa which provides facility and services to a client covering work-ready seats to be used for business process outsourcing and shared services.

In terms of operations, SWA's cost efficiency is better in 2018 as compared to 2017. The direct cost has improved from ₱66.5 million in 2017 to ₱65.5 million in 2018 resulting to a Gross Profit which increase by 65% or ₱21.0 million in 2018 as compared to ₱12.7 million in 2017.

SWA is continuously looking for additional opportunities to further increase its revenues.

SWA's financial highlights for the years ended 31 December 2018 and 2017:

<i>In Php'000, except percentage</i>	2018	2017	Y18 vs Y17
Service Income	₱86,477	₱79,205	9%
Gross Profit	20,971	12,684	65%
EBITDA ¹	5,548	2,634	111%
Net Income	3,228	1,311	146%

Key Performance Indicators

The following are the major financial ratios of the Company for the year ended 31 December 2018 and year ended 31 December 2017:

¹ EBITDA is defined as Earnings Before Interest Expense, Income Taxes, Depreciation and Amortization.

	2018	2017	Y18 vs Y17
Current Ratio ¹	134.1	140.2	(4%)
Debt to Equity Ratio ²	0.01	0.01	-
Return on Equity ³	0.36%	0.05%	620%
EBITDA Margin	26%	11%	136%
Net Income margin	16%	2%	700%

Plan of Operation

1. The Group is continuously evaluating other investment opportunities. There are prospects and potential investment partners but these are still at the very early stage and none has been finalized to date. Paxys will continue to provide updates to its shareholders once any of the prospective investment opportunities proceed to the next level.
2. Other than Cash, the Group's main assets consist of cash equivalents, investments in short duration bonds, and available-for-sale assets. These assets are highly liquid and are convertible to cash as soon as additional cash requirement arises. The Management believes that it has sufficient level of fund to meet its cash requirement in the next twelve (12) months. The Group does not anticipate any liquidity problems that may arise from its operating activities in the near future.
3. There are no expected purchase or sale of plant and significant equipment in the near term.
4. There are no expected significant changes in the number of employees in the Group.

Others Matters

In general, there are no material known trends, demands, commitments, events, transactions, arrangements or items of, by or involving the Company that would require a disclosure pursuant to Part III (A)(2)(A)(i) to (vii) of "Annex C" of the Implementing Rules and Regulations Code, to wit:

1. There are no known trends or any demands, commitments, events or uncertainties that will result in or that are reasonably likely to result in the Group's liquidity increasing or decreasing in any material way. The Company does not anticipate any cash flow or liquidity problems within the next 12 months. As discussed in the Management's Discussion and Analysis of Financial Conditions and Results of Operations above, the management believes that the current level of cash generated from Operations and borrowing capability are sufficient to meet the Company's immediate cash needs.
2. There are no known events that will trigger direct or contingent financial obligation that is material to the Company, including any default or acceleration of an obligation.
3. There were no material commitments for expansion or capital expenditures as of reporting period.
4. There were no material off-balance sheet transactions, arrangements, obligations (including contingent obligations), and other relationship of the Company with unconsolidated entities or other persons during the reporting period.
5. There are no unusual items as to nature and amount affecting assets, liabilities, equity, net income or cash flows, except those stated in Management's Discussion and Analysis of Financial Conditions and Results of Operations.

¹ *Current Assets/Current Liabilities*

² *Total Liabilities/Total Stockholders' Equity*

³ *Net Income / [(Equity end + Equity beg - Net Income)/2]*

6. There were no known trends, events or uncertainties that have had or that are reasonably expected to have a material favorable or an unfavorable impact on net sales or revenue or income from continuing operation.
7. The causes for any material change from period to period are stated under Management's discussion and analysis section "financial condition".
8. The effects of seasonality or cyclicity on the operations of the Company's business are not material.
9. There were no material changes in estimates of amounts reported in interim periods of the current year or changes in estimates of amounts reported in prior financial years.

Compliance with Corporate Governance Practices

The Board of Directors and management, employees and shareholders of Paxys, Inc. firmly believe that good corporate governance is a key component of what constitutes sound strategic business management that will support its pursuit of sustainable long-term shareholder value. Our approach to governance is predicated on the belief that good governance is closely linked to the creation of long-term shareholder value. The basic structures for the company's corporate governance are primarily contained in its Articles of Incorporation and By-laws, Manual on Corporate Governance and its Code of Ethics. The Board recognizes that it is accountable to the company's shareholders for good governance.

The Company continues to have four (4) Board Committees namely the Executive Committee, the Audit and Risk Management Committee, the Nominations Committee, and the Compensation and Remuneration Committee. The Audit and Risk Management Committee, in keeping with regulatory requirements, continuously updates its Committee Evaluation and Rating System as needed. Upon review of its charter and evaluation of its performance based on defined rating system, the Committee assessed its performance to be satisfactory, able to engage the Board, management and other stakeholders in risk management, control and governance processes to bring about a positive impact while furthering the goals of the company.

Management and the Board continues to assess the company's risks and implements measures to curb and address its exposures while at the same time optimizing opportunities relative to these risks. The Company monetized several investments in the past. The Company's strong liquidity allows financial flexibility and has prepared the group for future growth and business opportunities. Henceforth, the Company's Directors and management believes it has adequate resources to continue in operation and as such continue to adopt a going concern basis for the annual report.

MARKETS AND SECURITIES REGULATION DEPARTMENT

November 8, 2022

PAXYS INC.

15th Floor, 6750 Ayala Office Tower
Ayala Avenue, Makati City
Email: investor_relations@paxys.com

ATTENTION: MAYETTE H. TAPIA
Corporate Secretary

Gentlemen;

This refers to your letter dated October 12, 2022, requesting approval to distribute final copies of the definitive Information Statement ("DIS") and related materials in digital version thru (a) QR Code and (b) a link to the Corporation's website containing copies of the DIS of the company for its Annual Meeting for the year 2022 as may be allowed under Section 49¹ of R.A. 11232 or the Revised Corporation Code of the Philippines and as compliance with the requirements under Rule 20 of the 2015 Implementing Rules and Regulations of the Securities Regulation Code for the distribution of the same to stockholders.

Please be advised that the Commission allows the distribution of the Annual Meeting Reports in electronic format pursuant to the E-Commerce Law and 2015 Implementing Rules and Regulations of the Securities Regulation Code (2015 SRC IRR). Rule 20.3.1 of the 2015 SRC IRR states that:

"In the conduct of annual or other stockholders' meetings, the Issuer shall transmit either a written or verifiable soft copy of the information statement and proxy form (in case of a proxy solicitation) containing the information specified under SEC Form 20-IS, and a management report under SRC Rule 20.4, if applicable, to every security holder of the class entitled to vote."

Relative thereto, it is emphasized that the distribution of the Annual Meeting Reports shall be subject to the following conditions:

1. The distribution of Annual Meeting Reports by providing (i) the website link or (ii) QR code

¹ *Sec. 49. Regular and Special Meetings of Stockholders or Members-xxx: Provide further, That written notice of regular meetings may be sent to all stockholders or members of record through electronic mail or such other manner as the Commission shall allow under its guidelines.*

shall be accompanied by Written Notice:

- 1.1 informing the stockholders of the date, time, venue and agenda of the Stockholders Meeting; and
- 1.2 the fact that hard copies will be provided, if requested, shall be made known to all stockholders; and
2. That said hard copies of the documents shall, upon request by a shareholder, be given within the period under the Rules.

Your request for the distribution of the Annual Meeting Reports is hereby approved subject to the above conditions. Furthermore, it is emphasized that the approval of the request shall not be construed as a blanket authority to continuously distribute the Annual Meeting Reports without notifying the Commission. Thus, the subject companies are hereby directed to annually notify the Commission of the manner of distributing the Annual Meeting Reports to their respective stockholders attaching herewith a photocopy of this letter.

Finally, the Commission reserves the right to revoke the said approval should the Optical Media Board or subsequent laws, rules and regulations require its revocation.

Very truly yours,

(signed)
VICENTE GRACIANO F. FELIZMENIO, JR.
Director



OFFICIAL RECEIPT
 Republic of the Philippines
 DEPARTMENT OF FINANCE
 SECURITIES AND EXCHANGE COMMISSION
 Secretariat Building, PICC Complex
 Roxas Boulevard, Pasay City, 1307



ANNEX " 2 "

Accountable Form No. 51 Revised 2006	ORIGINAL
DATE October 31, 2022	No. 2190790

PAYOR
 PAXYS, INC.
 MAKATI CITY

NATURE OF COLLECTION	ACCOUNT CODE	RESPONSIBILITY CENTER	AMOUNT
Information Statement - Registrant	4020199099	MSRD (678)	7,500.00
Legal Research Fee (A0823)	2020105000	(131)	75.00

TOTAL PHP 7,575.00

AMOUNT IN WORDS
 SEVEN THOUSAND FIVE HUNDRED SEVENTY FIVE PESOS AND 00/100

<input checked="" type="checkbox"/> Cash <input type="checkbox"/> Treasury Warrant <input type="checkbox"/> Check <input type="checkbox"/> Money Order	Received the Amount Stated Above
Treasury Warrant, Check, Money Order Number	KIMBERLY C. SALES COLLECTING OFFICER
Date of Treasury Warrant, Check, Money Order	O.R. No. 2190790

NOTE: Write the number and date of this receipt on the back of treasury warrant, check or money order received.

Republic of the Philippines)
 Makati City) S.S.

CERTIFICATION

I, **MAYETTE H. TAPIA**, of legal age, Filipino citizen, with office address at 15th Floor 6750 Ayala Office Tower, Ayala Avenue, Makati City, Philippines, after having been sworn under oath in accordance with law hereby depose and state that:

1. I am the Corporate Secretary and Corporate Information Officer of **PAXYS, INC.** (the "Company"), a corporation duly organized under Philippine law with principal office at 15th Floor, 6750 Ayala Office Tower, Ayala Avenue, Makati City, Philippines;
2. I hereby certify that based on information provided to me, none of the following directors and officers of the Company, as of the date of this certification, are employed by nor work for the Philippine Government:
 - a) Tarcisio M. Medalla
 - b) Roger Leo A. Cariño
 - c) Christopher B. Maldia
 - d) Lim Ghee Keong
 - e) Roberto A. Atendido
 - f) Jose Antonio A. Lichauco
 - g) George Edwin Y. SyCip
 - h) Pablito O. Lim
 - i) Mayette H. Tapia
 - j) Ana Maria A. Katigbak
 - k) Sheri A. Inocencio
 - l) Ruth M. Mariñas
3. I have executed this Certification to attest to the truth of the foregoing facts as required by the Securities and Exchange Commission.

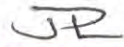
IN WITNESS WHEREOF, I have signed this Certification on this **OCT 18 2022** at Makati City.


MAYETTE H. TAPIA
Affiant

SUBSCRIBED AND SWORN on this **OCT 18 2022** at **MAKATI CITY** affiant exhibiting to me the following competent evidence of identity:

Name	Competent Evidence of Identity	
	Type of ID and Number	Date and Place of Issue
Mayette H. Tapia	Philippine Passport No. P0985037B	Issued on 9 March 2019 by DFA NCR Central which expires on 8 March 2029

Doc. No. 332
 Page No. 68
 Book No. 29
 Series of 2022.


ATTY. JOSHUA P. LAPUZ
 Notary Public for Makati City
 Appointment No. M-19 until 12/31/2023
 Roll No. 45790 / IBP Life No. 04897 / 07 - 03 - 03
 PTR - O.R. No. 8852510 / 01 - 03 - 22 / Makati City
 MCLE No VI-0016565 / 01 - 14 - 19
 G/F Fedman Suites, 199 Salcedo Street,
 Legaspi Village, Makati City

COVER SHEET

ANNEX "4"

6 6 0 9

S.E.C. Registration Number

P A X Y S , I N C .

(Company's Full Name)

1 5 T H F L O O R , 6 7 5 0 A Y A L A O F F I C E

T O W E R , A Y A L A A V E N U E , M A K A T I

C I T Y

(Business Address, No. Street City/Town/Province)

MAYETTE H. TAPIA

Contact Person

(+632) 8250-3800

Company Telephone Number

1 2

Month

3 1

Day

Fiscal Year

Certificate of Independent Director

FORM TYPE

Secondary License Type, if Applicable

1 2

Month

1 4

Day

Annual Meeting

Dept. Requiring this Doc.

Amended Articles Number/Section

Total No. of Stockholders

Domestic

Foreign

.....

To be accomplished by SEC Personnel concerned

File Number

LCU

Document I.D.

Cashier

STAMPS

Remarks = pls. Use black ink for scanning purposes

CERTIFICATION OF INDEPENDENT DIRECTOR

I, **JOSE ANTONIO A. LICHAUCO**, Filipino, of legal age and a resident of #20 Pennsylvania Street, New Manila, Quezon City, after having been duly sworn to in accordance with law, do hereby declare that:

1. I am one of the nominees as Independent Director of Paxys, Inc. (hereinafter, the "Company") for the year 2021-2022. I have been one of its independent directors since May 2004 to December 2020, and have been reappointed as such for year 2020-2021 as approved by the stockholders during the annual stockholders' meeting in compliance with the Company's By-Laws and Manual on Corporate Governance.

2. I am affiliated with the following companies and organizations (including Government-Owned and Controlled Corporations):

Company/ Organization	Position/ Relationship	Period of Service
Asian Alliance Investment Corporation	President	2005 to Present
Automated Technology (Phil.), Inc.	Director and Treasurer	2000 to Present

3. I possess all the qualifications and none of the disqualifications to serve as an Independent Director of Paxys, Inc., as provided for in Section 38 of the Securities Regulation Code and its Implementing Rules and Regulations and other SEC issuances.

4. I am not related to any director, officer or substantial shareholder of Paxys, Inc. and its subsidiaries and affiliates other than the relationship provided under Rule 38.2.3 of the Implementing Rules of the Securities Regulation Code (Republic Act 8799).

5. To the best of my knowledge, I am not the subject of any pending criminal or administrative investigation or proceeding.

6. I am neither an officer nor an employee of any government agency or government-owned and controlled corporation.

7. I shall faithfully and diligently comply with my duties and responsibilities as independent director under the Securities Regulation Code and its Implementing Rules and Regulations, Code of Corporate Governance and other SEC issuances.


8. I shall inform the Corporate Secretary of Paxys, Inc. of any changes in the abovementioned information within five (5) days from its occurrence.

DONE this OCT 20 2022 at Makati City.


JOSE ANTONIO A. LICHAUCO

SUBSCRIBED AND SWORN to before me this OCT 20 2022 at MAKATI CITY,
affiant exhibiting to me his Philippine Passport No. P2727466B issued by DFA NCR East on 7 August 2019 which expires on 6 August 2029.

Doc. No. 341 ;
Page No. 20 ;
Book No. 29 ;
Series of 2022.


ATTY. JOSHUA P. LAPUZ
Notary Public for Makati City
Appointment No. M-19 until 12/31/2023
Roll No. 45790 / IBP Life No. 94897 / 07-03-03
PTR - O.R. No. 8852510 / 01-03-22 / Makati City
MCLE No Vi-0016565 / 01-14-19
G/F Fedman Suites, 199 Salcedo Street,
Legaspi Village, Makati City

Re: PaxysInc._SEC Form 17C Certification of Independent Director_20October2022

ICTD Submission <ictdsubmission+canned.response@sec.gov.ph>

Thu 10/20/2022 4:09 PM

To: Investor Relations <investor_relations@paxys.com>

Your report/document has been **SUCCESSFULLY ACCEPTED** by ICTD. (Subject to Verification and Review of the Quality of the Attached Document) Official copy of the submitted document/report with Barcode Page (Confirmation Receipt) will be made available after 15 days from receipt through the SEC Express System at the SEC website at www.sec.gov.ph

NOTICE

Please be informed that pursuant to SEC Memorandum Circular No. 3, series of 2021, scanned copies of the printed reports with wet signature and proper notarization shall be filed in PORTABLE DOCUMENT FORMAT (PDF) Secondary Reports such as: 17-A, 17-C, 17-L, 17-Q, ICASR, ICA-QR, ICA-AR, 23-A, 23-B, I-ACGR, ACGR, Monthly Reports, Quarterly Reports, Letters, OPC(ALTERNATE NOMINEE), GIS-G, 52-AR, IHAR, AMLA-CF, NPM, NPAM, BP-FCLC, CHINESEWALL, 39-AR, 36-AR, PNFS, MCG, S10/SEC-NTCE-EXEMPT, through email at

ictdsubmission@sec.gov.ph

Note: All submissions through this email are no longer required to submit the hard copy thru mail, eFAST or over- the- counter.

For those applications that require payment of filing fees, these still need to be filed and sent via email with the SEC RESPECTIVE OPERATING DEPARTMENT.

Further, note that other reports shall be filed thru the ELECTRONIC FILING AND SUBMISSION TOOL (eFAST) such as: AFS, GIS, GFFS, LCFS, LCIF, FCFS, FCIF, IHFS, BDFS, PHFS etc. ANO, ANHAM, FS-PARENT, FS-CONSOLIDATED, OPC_AO, AFS WITH NSPO FORM 1,2,3 AND 4,5,6, AFS WITH NSPO FORM 1,2,3 (FOUNDATIONS)

FOR MC28, please go to SEC website:

<https://apps010.sec.gov.ph>

For your information and guidance.

Thank you and keep safe.

COVER SHEET

6 6 0 9

S.E.C. Registration Number

P A X Y S , I N C .

(Company's Full Name)

1 5 T H F L O O R , 6 7 5 0 A Y A L A O F F I C E

T O W E R , A Y A L A A V E N U E , M A K A T I

C I T Y

(Business Address, No. Street City/Town/Province)

MAYETTE H. TAPIA

Contact Person

(+632) 8250-3800

Company Telephone Number

1 2

Month

3 1

Day

Fiscal Year

Certificate of Independent Director

FORM TYPE

1 2

Month

1 4

Day

Annual Meeting

Secondary License Type, if Applicable

Dept. Requiring this Doc.

Amended Articles Number/Section

Total No. of Stockholders

Domestic

Foreign

To be accomplished by SEC Personnel concerned

File Number

Document I.D.

LCU

Cashier

STAMPS

Remarks = pls. Use black ink for scanning purposes

CERTIFICATION OF INDEPENDENT DIRECTOR

I, **GEORGE EDWIN Y. SYCIP**, American, of legal age and a resident of 60 Cambridge Circle, North Forbes Park, Makati City, after having been duly sworn to in accordance with law, do hereby declare:

1. I am one of the nominees as Independent Director of Paxys, Inc. (hereinafter, the "Company") for the year 2021-2022. I have been one of its independent directors since May 2005 to December 2020, and have been reappointed as such for year 2020-2021 as approved by the stockholders during the annual stockholders' meeting in compliance with the Company's By-Laws and Manual on Corporate Governance.

2. I am affiliated with the following companies and organizations (including Government-Owned and Controlled Corporations):

Company/ Organization	Position/Relationship	Period of Service
Asian Alliance Holdings and Development Corp.	Director	November 1995 to present
Cityland Development Corporation	Director	December 2017 to present
Premiere Horizon Alliance Corporation	Director	February 2018 to present

3. I possess all the qualifications and none of the disqualifications to serve as an Independent Director of Paxys, Inc., as provided for in Section 38 of the Securities Regulation Code and its Implementing Rules and Regulations and other SEC issuances.

4. I am not related to any director, officer or substantial shareholder of Paxys, Inc. and its subsidiaries and affiliates other than the relationship provided under Rule 38.2.3 of the Implementing Rules of the Securities Regulation Code (Republic Act 8799).

5. To the best of my knowledge, I am the subject of the following criminal or administrative investigations or proceedings all of which arise from what is essentially an intracorporate dispute relating to Alliance Select Foods International, Inc., where I used to serve as a Director:

OFFENSE CHARGED/ INVESTIGATED	TRIBUNAL OR AGENCY INVOLVED	STATUS

6. I am neither an officer nor an employee of any government agency or government-owned and controlled corporation.

7. I shall faithfully and diligently comply with my duties and responsibilities as independent director under the Securities Regulation Code and its Implementing Rules and Regulations, Code of Corporate Governance and other SEC issuances.

8. I shall inform the Corporate Secretary of Paxys, Inc. of any changes in the abovementioned information within five (5) days from its occurrence.

DONE this October 25, 2022 at San Francisco, California USA.


GEORGE EDWIN Y. SYCIP

SUBSCRIBED AND SWORN to before me this _____ at _____, _____, affiant exhibiting to me his Passport No. 506254556, issued on 7 January 2015 by the US Department of State, U.S.A. which expires on 6 January 2025.

Doc. No. _____;
 Page No. _____;
 Book No. _____;

MATERIAL PENDING LEGAL PROCEEDINGS

(1) Victory Fund Limited, Harvest All Investment Limited, Bondeast Private Limited, and Hedy S. C. Yap Chua (collectively, “**Complainants**”), who are minority stockholders of Alliance Select Foods International, Inc. (“**Alliance**”), filed a complaint against Jonathan Y. Dee, Alvin Y. Dee, Joanna Y. Dee-Laurel, George E. SyCip, Teresita Ladanga, Grace Dogillo, Arak Ratborihan, Raymond See, Marie Grace Vera Cruz, and Antonio Pacis (collectively, the “**Respondents**”) who were or still are directors and/or officers of Alliance, for Syndicated *Estafa* and Falsification of Public Documents before the Office of the City Prosecutor in Manila (“**OCP-Manila**”). Respondent Jonathan Dee, *et al.* filed a counter-charge for Perjury against Hedy Yap-Chua. The OCP-Manila dismissed both complaints (*i.e.*, Syndicated *Estafa* and Falsification of Public Documents charges, and the Perjury counter-charge) through a *Joint Resolution* dated July 12, 2016. The Complainants then filed a *Petition for Partial Review* dated August 29, 2016 in the Department of Justice (“**DOJ**”) which was denied in the DOJ’s *Joint Resolution* dated March 31, 2017.

The Complainants filed a *Motion for Partial Reconsideration* dated April 17, 2017, which the DOJ granted in its *Joint Resolution* dated March 27, 2018. The DOJ affirmed the dismissal of the Complainants’ charges of Syndicated *Estafa* and Falsification of Public Documents against the Respondents but found probable cause to charge the Dees, George SyCip, Teresita Ladanga, Grace Dogillo, and Arak Ratborihan with simple *Estafa* under paragraph 2(a), Article 315 of the Revised Penal Code.

Mr. SyCip received the March 27, 2018 Resolution on April 5, 2018. He filed a timely *Motion for Reconsideration* on April 15, 2018 to dispute the factual and legal findings of the DOJ. The *Motion for Reconsideration* has not been resolved.

Meanwhile, the Complainants filed a *Petition for Certiorari* dated May 25, 2018 in the Court of Appeals questioning the DOJ’s ruling affirming the dismissal of the Complainants’ charges of Syndicated *Estafa* and Falsification of Public Documents against the Respondents. Mr. SyCip filed his *Comment* dated September 19, 2018 on the Petition.

The OCP-Manila wrote to DOJ Undersecretary Deo L. Marco seeking clarification on the latter’s directive to file criminal *Informations* charging Jonathan Dee, *et al.*, including Mr. SyCip, with simple *Estafa*. The OCP-Manila said it “cannot not find any act constituting the said offense or any single offense or any single element thereof that might have happened or occurred in the City of Manila.”

Undersecretary Marco agreed that the essential elements of the alleged crime were not committed in the City of Manila but were supposedly committed in Makati and Pasig. He thus ordered the OCP-Manila to transfer the records to the Office of the City Prosecutor of Makati (“**OCP-Makati**”), which was directed to file criminal *Informations* for simple *Estafa* against Jonathan Dee, *et al.*, including Mr. SyCip.

The OCP-Makati filed the *Information* for simple *Estafa* against Jonathan Dee, *et al.*, including Mr. SyCip. The case titled *People of the Philippines v. Jonathan Y. Dee, et al.*, and docketed as Criminal Case No. R-MKT-19-01308 is currently pending before the Regional Trial Court of Makati, Branch 57.

(2) On February 13, 2014, Dr. Albert Hong Hin Kay acting in his personal capacity and on behalf of three foreign corporations which are all stockholders of Alliance Select Foods International, Inc. (“**Alliance**”), filed a complaint against Mr. SyCip and Alliance’s Assistant Corporate Secretary, Atty. Annsley Bangkas, for alleged violation of the complainant corporations’ right to inspect under Secs. 74 and 75, in relation to Sec. 144, of the Corporation Code. The case was titled *Harvest All Investment Limited, et al. v. Annsley Bangkas, et al.* and initially docketed as I.S. No. XV-14-INV-14B-00503 at the Office of the City Prosecutor in Pasig (“**OCP-Pasig**”).

Thereafter, the same foreign corporations filed on March 11, 2014 another criminal case for alleged violation of the right to inspect, this time against the following members of the Board: Mr. SyCip, Jonathan and Alvin Dee, and Ibarra Malonzo. The case was titled *Harvest All Investment Limited, et al. v. George SyCip, et al.* and initially docketed as I.S. No. XV-14-INV-14C-00974, at the OCP-Pasig. These cases were consolidated and transferred to the DOJ and re-docketed as NPS Docket Nos. XVI-INV-15B-00033 (formerly I.S. No. XV-14-INV-14B-00503) to 00034 (formerly I.S. No. XV-14-INV-14C-00974). These cases were initially dismissed by the DOJ. However, the DOJ later reversed

its previous rulings through its *Resolution* dated December 4, 2017 and found probable cause to indict Mr. SyCip and his co-respondents. Mr. SyCip filed a *Motion for Reconsideration* dated December 19, 2017 which is currently pending resolution.

At the same time, Albert and Hedy Yap-Chua filed a petition for inspection of Alliance’s corporate books and records before the Regional Trial Court of Pasig on May 12, 2014. The petition, titled *Hedy S. C. Yap-Chua, et al. v. George E. SyCip, et al.*, is docketed as Commercial Case No. 14-219 (the “**Civil Inspection Case**”) and is currently pending before Branch 161 of the Regional Trial Court of Pasig. The Civil Inspection Case is also based on the same Inspection Request in the above-stated criminal cases.

As a result of the issuance of the DOJ Resolution dated December 4, 2017, two (2) Informations for violation of Sec. 74 in relation to Sec. 144 of the Corporation Code were filed in January 2018 before the Metropolitan Trial Court of Pasig (“**MeTC Pasig**”). The criminal cases, titled *People of the Philippines v. Annsley Bangkas, et al.*, are docketed as Criminal Case Nos. M-PSG-18-00148-CR to 00149-CR and were raffled to Branch 72 of the MeTC-Pasig. The MeTC-Pasig issued an *Order* dated February 23, 2018 finding that there is probable cause for the issuance of warrants of arrest against all of the accused including Mr. SyCip and directed the issuance of such warrants. However, the trial court failed to rule on a previously filed *Motion to Suspend Due to a Prejudicial Question* in relation to the Civil Inspection Case.

Mr. SyCip received his copy of the February 23, 2018 Order, through counsel, on April 11, 2018. He filed a *Motion for Reconsideration* dated April 16, 2018 of the order. During the hearing, the court gave the public prosecutor ten (10) days to file his comment on the motion.

The arraignment of the accused was previously scheduled on May 15, 2018. On that date, the court rescheduled the arraignment to June 15, 2018 due to the incidents that still remained pending. Subsequently, June 15, 2018 was declared a national holiday and so the court rescheduled the arraignment to September 11, 2018.

On September 11, 2018, the court again reset the arraignment to November 12, 2018 due to the pending incidents, which include Mr. SyCip’s April 16, 2018 *Motion for Reconsideration*. The court also ordered the public prosecutor anew to file his comment on the motions for reconsideration, including Mr. SyCip’s April 16, 2018 *Motion for Reconsideration*.

After an exchange of pleadings, the court issued a *Resolution* dated March 4, 2019 denying, among others, Mr. SyCip’s April 16, 2018 *Motion for Reconsideration*.


Mr. SyCip filed a *Petition for Certiorari* dated June 24, 2019 alleging that the court committed grave abuse of discretion amounting to lack or excess of jurisdiction when it issued the *Order* dated February 23, 2018 and *Resolution* dated March 4, 2019. Mr. SyCip’s petition, titled *George E. SyCip v. Hon. Rolando A. De Guzman, Jr., et al.*, and docketed as Civil Case No. R-PSG-19-01833-CV, is currently pending before the Regional Trial Court of Pasig, Branch 155.

Meanwhile, Judge Rolando A. De Guzman, Jr., the presiding judge of the MeTC Pasig, Branch 72, granted the motion for voluntary inhibition filed by accused Alvin Y. Dee, *et al.*, through a *Resolution* dated June 28, 2019. The motion for reconsideration of Judge De Guzman, Jr.’s inhibition filed by the prosecution is currently pending.

A notary public or other officer completing this certificate verifies only the identity of the individual who signed the document to which this certificate is attached, and not the truthfulness, accuracy, or validity of that document.

State of California)
County of San Francisco)

Subscribed and sworn to (or affirmed) before me on October 25, 2022 by
George Edwin Sycip, proved to me on the basis of satisfactory evidence to be the
person(s) appeared before me.



Signature Alexandra E. Lioanag
Alexandra E. Lioanag, Notary Public

Re: PAXYS INC_SEC Form 17C Certification of Independent Director (Mr. George Edwin Y. Sycip_26October2022

ICTD Submission <ictdsubmission+canned.response@sec.gov.ph>

Wed 10/26/2022 4:36 PM

To: Investor Relations <investor_relations@paxys.com>

Your report/document has been SUCCESSFULLY ACCEPTED by ICTD. (Subject to Verification and Review of the Quality of the Attached Document) Official copy of the submitted document/report with Barcode Page (Confirmation Receipt) will be made available after 15 days from receipt through the SEC Express System at the SEC website at www.sec.gov.ph

NOTICE

Please be informed that pursuant to SEC Memorandum Circular No. 3, series of 2021, scanned copies of the printed reports with wet signature and proper notarization shall be filed in PORTABLE DOCUMENT FORMAT (PDF) Secondary Reports such as: 17-A, 17-C, 17-L, 17-Q, ICASR, ICA-QR, ICA-AR, 23-A, 23-B, I-ACGR, ACGR, Monthly Reports, Quarterly Reports, Letters, OPC(ALTERNATE NOMINEE),GIS-G, 52-AR, IHAR,AMLA-CF,NPM,NPAM, BP-FCLC, CHINESEWALL, 39-AR,36-AR, PNFS, MCG, S10/SEC-NTCE-EXEMPT, through email at

ictdsubmission@sec.gov.ph

Note: All submissions through this email are no longer required to submit the hard copy thru mail, eFAST or over- the- counter.

For those applications that require payment of filing fees, these still need to be filed and sent via email with the SEC RESPECTIVE OPERATING DEPARTMENT.

Further, note that other reports shall be filed thru the ELECTRONIC FILING AND SUBMISSION TOOL (eFAST) such as: AFS, GIS, GFFS, LCFS, LCIF, FCFS. FCIF, IHFS, BDFS, PHFS etc. ANO, ANHAM, FS-PARENT, FS-CONSOLIDATED, OPC_AO, AFS WITH NSPO FORM 1,2,3 AND 4,5,6, AFS WITH NSPO FORM 1,2,3 (FOUNDATIONS)

FOR MC28, please go to SEC website:

<https://apps010.sec.gov.ph>

For your information and guidance.

Thank you and keep safe.

(For Individual Shareholders)

PROXY FORM

That I/We, the undersigned stockholder(s) of PAXYS, INC., a Philippine Corporation, do hereby nominate, constitute and appoint _____, as my/our true and lawful attorney or proxy, with full power of substitution and revocation, to represent me/us and vote all shares registered in my/our name(s) on the books of said Corporation, at the Annual Shareholders' Meeting of the Corporation to be held on 13 December 2022 at the Manila Golf & Country Club, Harvard Road, Forbes Park, Makati City, Philippines, or any adjournments or postponements thereof, on any and all matters and things that may come at said meeting(s) as fully to all intents and purposes as I/We might or could do if personally present, hereby revoking any proxy or proxies heretofore given to vote such stock, and ratifying and confirming all that my/our above mentioned attorney or proxy or his/her/their substitute(s), may do or cause to be done by virtue of these presents.

In case of the non-attendance of my/our said attorney or proxy above named or his/her/their duly designated substitute(s) at any particular meeting, I/We hereby authorize and empower the Chairman of the meeting to fully exercise all rights as my/our attorney or proxy at such meeting. The power and authority hereby granted shall remain valid and effective until such time as the same is withdrawn by me/us through notice in writing delivered to the Corporate Secretary before the date of any such meeting or adjournment(s) or postponement(s) thereof, or until the last day of the fifth year from the date hereof, whichever comes first, but shall be deemed suspended and inapplicable in instances where I personally attend the meeting.

I/we have hereunto set my/our hand(s) this _____ day of _____
2022, at _____.

Printed Name and Signature of Stockholder

Address

(For Corporate Shareholders)

SECRETARY'S CERTIFICATION

I, _____, of legal age, Filipino, and with office address at _____, do hereby certify that:

1. I am the duly appointed Corporate Secretary of _____ (the "Corporation"), a corporation duly organized and existing under laws of the Republic of the Philippines, with office address at _____.

2. Based on the records, during the lawfully convened meeting of the Board of Directors of the Corporation held on _____, the following resolutions were passed and approved:

"RESOLVED, That _____ be authorized and appointed, as he is hereby authorized and appointed, as the Corporation's Proxy (the "Proxy") to attend the Annual Shareholders' Meeting of PAXYS, INC. ("PAXYS") to be held on 13 December 2022 at 2:00 p.m. at the Manila Golf & Country Club, Harvard Road, Forbes Park, Makati City, Philippines or at any meeting postponed or adjourned therefrom, with full authority to vote the Corporation's shares of stock held in PAXYS and to act upon all matters and resolutions that may come before or be presented during such meeting(s) in the name, place and stead of the Corporation.

RESOLVED FURTHER, That PAXYS be furnished with a certified copy of this resolution and PAXYS may rely on the continuing validity of this resolution until receipt of written notice of its revocation."

3. The foregoing resolution has not been modified, amended or revoked, and is in accordance with the records of the Corporation presently in my custody.

Corporate Secretary

Date and Place of Execution

11 November 2022

SECURITIES AND EXCHANGE COMMISSION

7907 Makati Avenue, Barangay Bel-Air
Makati City 1227

Subject: Revisions on the 3rd Quarter Report for 2022
(SEC Form 17-Q)

Gentlemen:

We submit herewith the Company's revised Quarterly Report (SEC FORM 17-Q) for the quarterly period ended September 30, 2022.

As requested by the Philippine Stock Exchange, we have revised the Quarterly Report (SEC FORM 17-Q) to reflect the following:

1. Correct Income (Loss) Before Income Tax and Net Income (Loss) for the Interim Condensed Consolidated Statement of Income for the Three-Month Period Ended September 30, 2021 - PhP3,383;
2. Correct Income (Loss) per share for the Interim Condensed Consolidated Statement of Income for the Three-Month Period Ended September 30, 2021 – PhP0.004; and
3. Correct Income (Loss) Before Income Tax for the Interim Condensed Consolidated Statements of Cash Flow for the Nine-Month Period Ended September 30, 2021 - (PhP7,527).

The revised Quarterly Report was filed with the Securities and Exchange Commission and the Philippine Stock Exchange on 11 November 2022.

Very truly yours,

PAXYS, INC.

By:


MAYETTE H. TAPIA
Corporate Information Officer

COVER SHEET

6 6 0 9

SEC Registration Number

P A X Y S , I N C . A N D S U B S I D I A R I E S

(Company's Full Name)

1 5 F , 6 7 5 0 A Y A L A O F F I C E T O W E R ,
A Y A L A A V E N U E , M A K A T I C I T Y

(Business Address: No. Street City/Town/Province)

Mayette H. Tapia

(Contact Person)

(+632) 8250-3800

(Company Telephone Number)

0 9 3 0
Month Day
(2022)

AMENDED 17Q

(Form Type)

1 2 13

Month Day
(Annual Meeting)

Not applicable

(Secondary License Type, If Applicable)

Dept. Requiring this Doc.

Amended Articles Number/Section

714

Total No. of Stockholders

Total Amount of Borrowings

nil

Domestic

nil

Foreign

To be accomplished by SEC Personnel concerned

File Number

LCU

Document ID

Cashier

STAMPS

Remarks: Please use BLACK ink for scanning purposes.

**SECURITIES AND EXCHANGE COMMISSION
SEC FORM 17-Q**

**QUARTERLY REPORT PURSUANT TO SECTION 17 OF THE SECURITIES
REGULATION CODE AND SRC RULE 17(2)(b) THEREUNDER**

1. For the quarterly period ended: September 30, 2022
2. SEC Identification Number: 6609 3. BIR Tax Identification No. 000-233-218
4. Exact Name of the registrant as specified in its charter: PAXYS, INC.
5. Province, country or other jurisdiction of Incorporation or organization: Manila, Philippines
6. Industry Classification Code: (SEC Use Only)
7. Address of registrant's principal office: Postal Code: 1226
15th Floor, 6750 Ayala Office Tower, Ayala Avenue, Makati City
8. Registrant's telephone number, including area code: (+632) 8250-3800
9. Former name, former address, and former fiscal year, if changed since last report
Not Applicable
10. Securities registered pursuant to Sections 8 and 12 of the Code, or Sections 4 and 8 of the RSA
 - a) **Authorized Capital Stock**

Common shares, P1.00 par value	1,800,000,000 shares
--------------------------------	----------------------
 - b) **Issued and Outstanding Shares**

Common shares, P1.00 par value	1,148,534,866 shares
--------------------------------	----------------------
 - c) **Amount of Debt Outstanding as of September 30, 2022**

Short-term and Long-term loans	None
--------------------------------	------
11. Are any or all of the securities listed on the Philippine Stock Exchange
Yes [] No []

12. Indicate by check mark whether the registrant:

- (a) has filed all reports required to be filed by Section 17 of the SRC and SRC Rule 17 and Sections 26 and 141 of the Corporation Code of the Philippines during the preceding 12 months (or for such shorter period that the registrant was required to file such reports);

Yes No

- (b) Has been subject to such filing requirements for the past 90 days.

Yes No

PART I. FINANCIAL INFORMATION

Item 1. Financial Statements

The consolidated financial statements include the accounts of Paxys, Inc. (“Paxys”, the “Company”, or the “Parent Company”) and the following subsidiaries and joint ventures (collectively referred to as the “Group”):

Subsidiaries	Place of Incorporation	Principal Activity	Percentage of Ownership			
			Sept 30, 2022		December 31, 2021	
			Direct	Indirect	Direct	Indirect
Paxys N.V.*	Curacao	Investment Holding	100.0%	–	100.0%	–
ScopeWorks Asia, Inc. (SWA)	Philippines	Business Process Outsourcing	100.0%	–	100.0%	–
Paxys Realty, Inc. (PRI)	Philippines	Real Estate	100.0%	–	100.0%	–
Paxys Global Services Pte Ltd (PGSPL)	Singapore	Business Process Outsourcing	100.0%	–	100.0%	–
Paxys Global Services Pte Ltd ROHQ (PGS ROHQ)	Philippines	Shared Services	–	100.0%	–	100.0%
Paxys Ltd.	Hong Kong	Investment Holding	100.0%	–	100.0%	–
Simpro Solutions Ltd.	Hong Kong	Regional Office	–	50%	–	50%
Simpro Solutions Philippines, Inc. (Simpro Phils)	Philippines	Contact Center	–	50%	–	50%
Paxys Global Services (Dalian) Ltd.	China	Contact Center	50%	–	50%	–

* As at September 30, 2022, Paxys N.V. owns 345,622,477 common shares of the Parent Company representing 30.09% of total outstanding capital stock

The unaudited consolidated financial statements as at and for the six-month period ended September 30, 2022 has been prepared in accordance with Philippine Accounting Standard (PAS) 34, *Interim Financial Reporting*. Accordingly, the unaudited consolidated financial statements do not include all of the information and footnotes required by generally accepted accounting principles in the Philippines (“Philippine GAAP”) for complete financial statements as set forth in the Philippine Financial Reporting Standards (PFRS) and are filed as Annex A of this report.

Item 2. Management’s Discussion and Analysis of Financial Condition and Results of Operations (“MD&A”)

The MD&A is a discussion and analysis of the Group’s financial performance for the nine-month period ended September 30, 2022. The primary objective of this MD&A is to help the readers understand the dynamics of the Group’s business and the key factors underlying the Group’s financial results.

The MD&A for the nine-month period ended September 30, 2022 should be read in conjunction with the unaudited consolidated financial statements and the accompanying notes, and are filed as Annex B of this report.

Item 3. Aging of Trade Receivables

Please see Annex C.

PART II. SIGNATURES

Pursuant to the requirements of the Securities Regulation Code, the registrant has duly caused this report to be signed on its behalf by the undersigned thereunto duly authorized.

Registrant: PAXYS, INC.



Tarcisio M. Medalla
Chairman of the Board and President
November 11, 2022



Mayette H. Tapia
Corporate Secretary
November 11, 2022

**PAXYS, INC.
AND SUBSIDIARIES**

**INTERIM CONDENSED CONSOLIDATED FINANCIAL STATEMENTS
(Unaudited)**

September 30, 2022 and December 31, 2021

and for the Nine-Month Period Ended September 30, 2022 and 2021

PAXYS, INC. AND SUBSIDIARIES**INTERIM CONDENSED CONSOLIDATED STATEMENTS OF FINANCIAL POSITION**

As at September 30, 2022 and December 31, 2021

(Amounts in Thousands)

	September 30 (Unaudited)	December 31 (Audited)
ASSETS		
Current Assets		
Cash and cash equivalents (Note 4)	₱2,403,415	₱2,142,257
Short-term investments (Note 5)	1,657,983	1,582,570
Trade and other receivables (Note 6)	50,437	37,681
Other current assets (Note 7)	33,762	28,332
Total Current Assets	4,145,597	3,790,840
Noncurrent Assets		
Right-of-use (Note 18)	35,910	48,790
Property and equipment (Note 9)	1,481	2,016
Other noncurrent assets (Note 10)	11,104	8,812
Total Noncurrent Assets	48,495	59,618
	₱4,194,092	₱3,850,458
LIABILITIES AND EQUITY		
Current Liabilities		
Trade and other payables (Note 11)	₱25,310	₱26,800
Lease liability – current portion (Note 17)	20,979	13,902
Income tax payable	-	2
Total Current Liabilities	46,289	40,704
Noncurrent Liabilities		
Lease liability (Note 17)	15,775	36,114
Retirement liability (Note 16)	6,647	9,335
Other noncurrent liability	4,505	1,802
Total Noncurrent Liabilities	26,927	47,251
Total Liabilities	73,216	87,955
Equity		
Capital stock (Note 12)	1,148,535	1,148,535
Additional paid-in capital (Note 12)	451,364	451,364
Parent shares held by a subsidiary (Note 12)	(1,149,886)	(1,149,886)
Other equity reserves	766,728	431,288
Retained earnings	2,904,135	2,881,202
Total Equity	4,120,876	3,762,503
	₱4,194,092	₱3,850,458

See accompanying Management Discussion and Analysis and Selected Notes to Interim Condensed Consolidated Financial Statements.

PAXYS, INC. AND SUBSIDIARIES**INTERIM CONDENSED CONSOLIDATED STATEMENTS OF INCOME (Unaudited)**

For the Nine-month Periods Ended September 30, 2022 and 2021

(Amounts in Thousands, except Basic/Diluted Earnings per share)

	Nine Months		Three Months	
	2022	2021	2022	2021
SERVICE INCOME	₱31,702	₱35,904	₱10,263	₱12,675
COST OF SERVICES (Note 13)	(18,708)	(24,490)	(5,617)	(8,035)
GROSS PROFIT	12,994	11,414	4,646	4,640
GENERAL AND ADMINISTRATIVE EXPENSES (Note 14)	(54,222)	(56,726)	(19,018)	(18,437)
INTEREST INCOME (Note 15)	48,720	23,673	23,250	13,038
NET FOREIGN EXCHANGE GAIN	15,385	5,779	7,658	4,292
INTEREST EXPENSE	(1,429)	(1,007)	(496)	(562)
OTHER INCOME (Note 15)	1,485	9,340	572	412
INCOME (LOSS) BEFORE INCOME TAX	22,933	(7,527)	16,612	3,383
PROVISION FOR INCOME TAX	-	-	-	-
NET INCOME (LOSS)	₱22,933	₱ (7,527)	₱16,612	₱3,383
INCOME (LOSS) PER SHARE				
Basic/Diluted Earnings (Loss) Per Share	₱0.03	(₱0.009)	₱0.03	₱0.004

See accompanying Management Discussion and Analysis and Selected Notes to Interim Consolidated Financial Statements.

PAXYS, INC. AND SUBSIDIARIES**INTERIM CONDENSED CONSOLIDATED STATEMENTS OF COMPREHENSIVE INCOME**
(Unaudited)**For the Nine-month Periods Ended September 30, 2022 and 2021****(Amounts in Thousands)**

	Nine Months		Three Months	
	2022	2021	2022	2021
NET INCOME (LOSS)	₱22,933	(₱7,527)	₱16,612	₱3,383
OTHER COMPREHENSIVE INCOME (LOSS)				
Translation gain	430,247	165,765	206,706	122,617
Net fair value changes on short-term investments at FVOCI	(94,807)	(13,727)	(24,136)	(14,079)
	335,440	152,038	182,570	108,538
TOTAL COMPREHENSIVE INCOME	₱358,373	₱144,511	₱199,182	₱111,921

See accompanying Management Discussion and Analysis and Selected Notes to Interim Consolidated Financial Statements.

PAXYS, INC. AND SUBSIDIARIES

INTERIM CONDENSED CONSOLIDATED STATEMENTS OF CHANGES IN EQUITY (Unaudited)

For the Nine-Month Periods Ended September 30, 2022 and 2021

(Amounts in Thousands)

	Total Equity Attributable to Equity Holders of the Parent Company							
	Capital Stock P1 Par Value (Note 12)	Additional Paid-in Capital (Notes 12)	Retained Earnings	Parent shares held by a subsidiary (Note 12)	Other Equity Reserve			Total
					Cumulative Translation Adjustments	Unrealized gains on financials assets at FVOCI	Actuarial gains (loss)	
At January 1, 2022	₱1,148,535	₱451,364	₱2,881,202	(₱1,149,886)	₱438,368	(₱11,537)	₱4,457	₱3,762,503
Total comprehensive income for the period	–	–	22,933	–	430,247	(94,807)	–	358,373
At September 30, 2022	₱1,148,535	₱451,364	₱2,904,135	(₱1,149,886)	₱868,615	₱(106,344)	₱4,457	₱4,120,876

	Total Equity Attributable to Equity Holders of the Parent Company							
	Capital Stock P1 Par Value (Note 12)	Additional Paid-in Capital (Notes 12)	Retained Earnings	Parent shares held by a subsidiary (Note 12)	Other Equity Reserve			Total
					Cumulative Translation Adjustments	Unrealized gains on financials assets at FVOCI	Actuarial gains (loss)	
At January 1, 2021	₱1,148,535	₱451,364	₱2,894,615	(₱1,149,886)	₱272,699	₱11,334	₱1,358	₱3,630,019
Total comprehensive loss for the period	–	–	(7,527)	–	165,765	(13,727)	–	144,511
At September 30, 2021	₱1,148,535	₱451,364	₱2,887,088	(₱1,149,886)	₱438,464	(₱2,393)	₱1,358	₱3,774,530

PAXYS, INC. AND SUBSIDIARIES**INTERIM CONDENSED CONSOLIDATED STATEMENTS OF CASH FLOWS (Unaudited)**
For the Nine-month Periods Ended September 30, 2022 and September 30, 2021
(Amounts in Thousands)

	2022	2021
CASH FLOWS FROM OPERATING ACTIVITIES		
Income (loss) before income tax	₱22,933	(₱7,527)
Adjustments for:		
Interest income	(48,720)	(23,673)
Depreciation and amortization:		
Right-of-use assets	12,183	11,586
Property and equipment and intangibles	972	1,524
Unrealized foreign exchange gain	(13,520)	(5,779)
Operating loss before working capital changes	(26,152)	(23,869)
Decrease (increase) in:		
Trade and other receivables	(12,756)	(3,294)
Other current assets	(5,430)	(1,397)
Other noncurrent assets	(2,257)	(1,441)
Trade and other payables	(1,490)	2,051
Cash used for operations	(45,105)	(27,950)
Interest received	48,720	11,146
Net cash provided by (used in) operating activities	3,615	(16,804)
CASH FLOWS FROM INVESTING ACTIVITIES		
Increase in short-term investments	(75,413)	(730,604)
Acquisition of property and equipment and intangibles	(431)	(588)
Net cash used in investing activities	(75,844)	(731,192)
CASH FLOWS FROM FINANCING ACTIVITIES		
Principal paid on lease liabilities	(11,833)	(12,353)
Interest expense on lease liabilities	(1,429)	1,007
Net cash used in financing activities	(13,262)	(11,346)
EFFECT OF EXCHANGE RATE CHANGES ON CASH AND CASH EQUIVALENTS		
	346,649	171,545
NET INCREASE (DECREASE) IN CASH AND CASH EQUIVALENTS		
	261,158	(587,797)
CASH AND CASH EQUIVALENTS AT BEGINNING OF PERIOD		
	2,142,257	2,549,467
CASH AND CASH EQUIVALENTS AT END OF PERIOD		
	₱2,403,415	₱1,961,670

See accompanying Management Discussion and Analysis and Selected Notes to Interim Consolidated Financial Statements.

PAXYS, INC. AND SUBSIDIARIES
NOTES TO INTERIM CONDENSED CONSOLIDATED FINANCIAL STATEMENTS

1. Corporate Information

Paxys, Inc. (“Paxys”, the “Company”, or the “Parent Company”) is an investment holding company incorporated in the Philippines and listed on the Philippine Stock Exchange (stock symbol: PAX). It was formerly known as Fil-Hispano Holdings Corporation and registered with the Philippine Securities and Exchange Commission (SEC) on February 14, 1952. At present, the Parent Company’s operating subsidiaries provide general transcription, data conversion, contact center and back-office outsourcing services. As of September 30, 2022, its major shareholders are All Asia Customer Services Holdings Ltd. (AACSHL), a privately-held company incorporated in Hong Kong, and Paxys NV, a wholly owned subsidiary of the Company, with 54.93% and 30.09% interests, respectively. The registered office address of Paxys is at 15th Floor, 6750 Ayala Office Tower, Ayala Avenue, Makati City, Philippines.

2. Summary of Significant Accounting Policies

Basis of Preparation

The unaudited interim condensed consolidated financial statements have been prepared in accordance with Philippine Financial Reporting Standards (PFRS). PFRS includes statements named PFRS, Philippine Accounting Standards (PAS) and Philippine interpretations from the International Financial Reporting Interpretations Committee (IFRIC) issued by the Financial Reporting Standards Council.

The unaudited interim condensed consolidated financial statements have been prepared on a historical cost basis, except for financial assets at fair value through other comprehensive income (FVOCI), which have been measured at fair value. The unaudited interim condensed consolidated financial statements are presented in Philippine peso, which is the Parent Company’s functional and presentation currency. All values are rounded to the nearest thousands (P000), except when otherwise indicated.

Statement of Compliance

The unaudited interim condensed consolidated financial statements for the six-month period ended September 30, 2022 have been prepared in accordance with PAS34, *Interim Financial Reporting*. Accordingly, the unaudited interim consolidated financial statements do not include all of the information and footnotes required by generally accepted accounting principles in the Philippines (“Philippine GAAP”) for complete financial statements as set forth in the PFRS.

Adoption of New and Revised PFRS

The Group adopted the following new and revised PFRS effective January 1, 2021:

- Amendments to References to the Conceptual Framework in PFRS – The amendments include a new chapter on measurement; guidance on reporting financial performance; improved definitions and guidance—in particular the definition of a liability; and clarifications in important areas, such as the roles of stewardship, prudence and measurements uncertainty in financial reporting. The amendments should be applied retrospectively unless retrospective application would be impracticable or involve undue cost or effort.
- Amendments to PFRS 3 - Definition of a Business – This amendment provides a new definition of a “business” which emphasizes that the output of a business is to provide goods and services to customers, whereas the previous definition focused on returns in the form of dividends, lower costs or other economic benefits to investors and others. To be considered a business, an integrated set of activities and assets must now include ‘an input and a substantive process that together significantly contribute to the ability to create an output’. The distinction is important because an acquirer may recognize goodwill (or a bargain purchase) when acquiring a business but not a group of assets. An optional simplified assessment (the concentration test) has been introduced to help companies determine whether an acquisition is of a business or a group of assets.

- Amendments to PAS 1, Presentation of Financial Statements and PAS 8, Accounting Policies, Changes in Accounting Estimates and Errors - Definition of Material – The amendments clarify the definition of “material” and how it should be applied by companies in making materiality judgments. The amendments ensure that the new definition is consistent across all PFRS. Based on the new definition, an information is “material” if omitting, misstating or obscuring it could reasonably be expected to influence the decisions that the primary users of general-purpose financial statements make on the basis of those financial statements.

Deferred effectivity -

- Amendments to PFRS 10, Consolidated Financial Statements, and PAS 28 - Sale or Contribution of Assets Between an Investor and its Associate or Joint Venture – The amendments address a conflicting provision under the two standards. It clarifies that a gain or loss shall be recognized fully when the transaction involves a business, and partially if it involves assets that do not constitute a business. The effective date of the amendments, initially set for annual periods beginning on or after January 1, 2016, was deferred indefinitely in December 2015 but earlier application is still permitted.

Under prevailing circumstances, the adoption of the foregoing new and amended PFRS is not expected to have any material effect on the consolidated financial statements of the Group. Additional disclosures will be included in the consolidated financial statements, as applicable.

Basis of Consolidation

The interim condensed consolidated financial statements include the financial statements of the Parent Company and the following subsidiaries:

Subsidiaries	Place of Incorporation	Principal Activity	2022		2021	
			Direct	Indirect	Direct	Indirect
Paxys N.V.*	Curacao	Investment holding	100%	–	100%	–
ScopeWorks Asia, Inc. (SWA)	Philippines	Data conversion	100%	–	100%	–
Paxys Realty, Inc.	Philippines	Real Estate	100%	–	100%	–
Paxys Global Services Pte Ltd (PGSPL)	Singapore	Business Process Outsourcing	100%	–	100%	–
Paxys Global Services Pte Ltd ROHQ (PGS ROHQ)	Philippines	Shared services	–	100%	–	100%
Paxys Ltd.	Hong Kong	Investment holding	100%	–	100%	–

*Paxys N.V. owns 345,622,477 common shares of the Parent Company representing 30.09% of the total outstanding capital stock of the Parent Company

The Parent Company and its subsidiaries are collectively referred to as “the Group.”

Subsidiaries are fully consolidated from the date of acquisition, being the date on which the Company obtains control, and continue to be consolidated until the date that such control ceases.

The financial statements of the subsidiaries are prepared for the same reporting years as that of the Parent Company. The interim condensed consolidated financial statements are prepared using uniform accounting policies for like transactions and other events in similar circumstances. All intercompany accounts, transactions and balances including intercompany profits, unrealized profits and losses and dividends are eliminated in full in the consolidated financial statements.

Foreign Currencies

The Group’s interim condensed consolidated financial statements are presented in Philippine peso, which is also the Parent Company’s functional and presentation currency. The Philippine peso is the currency of the primary economic environment in which the Group operates. This is also the currency that mainly influences the revenue and cost of rendering products and services. All the subsidiaries, associates and joint ventures evaluate their primary economic and operating environment and determine their functional currency. Items included in the financial statements of each entity are initially measured using that functional currency.

The functional currency of the Parent Company, SWA, Simpro Philippines, PRI and PGS ROHQ is the Philippine Peso. The functional currency of PGSPL is Singapore Dollar (SG\$). The functional currency of Paxys Ltd., Simpro Solutions Limited and Paxys N.V. is U.S. Dollar (US\$).

Transactions in foreign currencies are initially recorded in the functional currency spot rates at the date of the transaction. Monetary assets and liabilities denominated in foreign currencies are translated at the functional closing rate of exchange at the end of the reporting period. The exchange differences arising on settlement or translation of monetary items are recognized in profit or loss.

Foreign operations. On consolidation, the assets and liabilities of foreign operations are translated into Philippine pesos at the rate of exchange prevailing at the reporting date and their income statements are translated at weighted average exchange rates at the end of the year. The exchange differences arising on translation for consolidation are included in the cumulative translation adjustment, a separate component of equity under other equity reserves. Upon disposal of a foreign operation, the cumulative translation adjustment relating to that particular foreign operation is recognized in profit and loss.

Current versus Noncurrent Classification

The Group presents assets and liabilities in the statement of financial position based on current/non-current classification. An asset is current when:

- It is expected to be realized or intended to sold or consumed in normal operating cycle
- It is held primarily for the purpose of trading
- It is expected to be realized within twelve months after the reporting period, or
- It is cash or cash equivalent unless restricted from being exchanged or used to settle a liability for at least twelve months after the reporting period

All other assets are classified as noncurrent. A liability is current when:

- It is expected to be settled in normal operating cycle
- It is held primarily for the purpose of trading
- It is due to be settled within twelve months after the reporting period, or
- There is no unconditional right to defer the settlement of the liability for at least twelve months after the reporting period

The Company classifies all other liabilities as noncurrent.

Cash and Cash Equivalents

Cash includes cash on hand and in banks. Cash equivalents are short-term, highly liquid deposits that are readily convertible to known amounts of cash with original maturities of three months or less and that are subject to an insignificant risk of change in value.

Financial Assets and Liabilities

Date of Recognition. Financial assets and liabilities are recognized in the statement of financial position when the Group becomes a party to the contractual provisions of a financial instrument. All regular way purchases and sales of financial assets are recognized on the trade date (i.e., the date that the Group commits to purchase the asset). Regular way purchases or sales are purchases or sales of financial assets that require delivery of the assets within the period generally established by regulation or convention in the market place.

Initial Recognition. Financial instruments are recognized initially at fair value of the consideration given (in the case of an asset) or received (in the case of a liability). Transaction costs are included in the initial measurement of all financial instruments, except for financial instruments classified as fair value through profit or loss (FVPL). Fair value is determined by reference to the transaction price or other market prices. If such market prices are not readily determinable, the fair value of the consideration is estimated as the sum of all future cash payments or receipts, discounted using the prevailing market rate of interest for similar instruments with similar maturities.

"Day 1" Difference. Where the transaction price in a non-active market is different from the fair value from other observable current market transactions in the same instrument or based on a valuation

technique whose variables include only data observable from the market, the Group recognizes the difference between the transaction price and fair value (a "Day 1" difference) in profit or loss unless it qualifies for recognition as some other type of asset. For each transaction, the Group determines the appropriate method of recognizing a "Day 1" difference amount.

Classification. Financial instruments are classified as liabilities or equity in accordance with the substance of the contractual arrangement. Interest, dividends, gains and losses relating to a financial instrument or a component that is a financial liability, are recognized in profit or loss. Distributions to holders of financial instruments classified as equity are charged directly to equity, net of any related income tax.

The Group classifies its financial assets into the following categories: financial assets at FVPL, financial assets at amortized cost and financial assets through other comprehensive income (FVOCI). The Group classifies its financial liabilities as either financial liabilities at FVPL or other financial liabilities at amortized cost.

The classification of financial instruments largely depends on the Group's business model.

The Group does not have financial instrument classified as financial asset or financial liabilities at FVPL.

Financial Assets at Amortized Cost. A financial asset shall be measured at amortized cost if both of the following conditions are met:

- the financial asset is held within a business model whose objective is to hold financial assets in order to collect contractual cash flows; and
- the contractual terms of the financial asset give rise on specified dates to cash flows that are solely payments of principal and interest on the principal amount outstanding.

After initial recognition, financial assets at amortized cost are subsequently measured at amortized cost using the effective interest method, less allowance for impairment, if any. Amortized cost is calculated by taking into account any discount or premium on acquisition and fees that are an integral part of the effective interest rate. Gains and losses are recognized in profit or loss when the financial assets are derecognized and through amortization process. Financial assets at amortized cost are included under current assets if realizability or collectability is within 12 months after the reporting period. Otherwise, these are classified as noncurrent assets.

Financial assets at amortized cost are included in current assets if maturity is within 12 months from the reporting date. Otherwise, these are classified as noncurrent assets.

Cash and cash equivalents, trade and other receivables and held-to-maturity investments are classified under this category.

Financial Assets at FVOCI. For debt instruments, financial assets shall be measured at fair value through other comprehensive income if both of the following conditions are met:

the financial asset is held within a business model whose objective is to hold financial assets in order to collect contractual cash flows and selling the financial assets; and
the contractual terms of the financial asset give rise on specified dates to cash flows that are solely payments of principal and interest on the principal amount outstanding.

For equity instruments, the Group may irrevocably designate the financial asset to be measured at FVOCI in case the above conditions are not met.

Financial assets at FVOCI are initially measured at fair value plus transaction costs. After initial recognition, financial assets at FVOCI are measured at fair value with unrealized gains or losses recognized in OCI and are included under "Other equity reserves" account in the equity section of the unaudited interim consolidated statement of financial position. These fair value changes are recognized in equity and are not reclassified to profit or loss in subsequent periods.

The Group classifies its quoted debt and equity instruments under this category.

Financial Liabilities at Amortized Cost. Financial liabilities are categorized as financial liabilities at amortized cost when the substance of the contractual arrangement results in the Group having an obligation either to deliver cash or another financial asset to the holder, or to settle the obligation other than by the exchange of a fixed amount of cash or another financial asset for a fixed number of its own equity instruments.

These financial liabilities are initially recognized at fair value less any directly attributable transaction costs. After initial recognition, these financial liabilities are subsequently measured at amortized cost using the effective interest method. Amortized cost is calculated by taking into account any discount or premium on the issue and fees that are an integral part of the effective interest rate. Gains and losses are recognized in profit or loss when the liabilities are derecognized or impaired or through the amortization process.

Trade and other payables (excluding statutory payables) are classified under this category.

Reclassification

For a financial asset reclassified out of the financial assets at FVOCI category to financial assets at amortized cost, any gain or loss previously recognized in OCI, and any difference between the new amortized cost and maturity amount, are amortized to profit or loss over the remaining life of the investment using the effective interest method. If the financial asset is subsequently impaired, any gain or loss that has been recognized in OCI is reclassified from equity to profit or loss.

In the case of a financial asset that does not have a fixed maturity, the gain or loss shall be recognized in profit or loss when the financial asset is sold or disposed. If the financial asset is subsequently impaired, any previous gain or loss that has been recognized in OCI is reclassified from equity to profit or loss.

Impairment of Financial Assets

The Group assesses at the end of each reporting period whether a financial asset or a group of financial assets is impaired.

Financial Assets Carried at Amortized Cost.

The Group records an allowance for “expected credit loss”. Expected credit losses (ECL) are based on the difference between the contractual cash flows due in accordance with the contract and all the cash flows that the Group expects to receive. The difference is then discounted at an approximation to the asset’s original effective interest rate.

For trade and other receivables, the Group has established a provision matrix that is based on the industry’s historical credit loss experience, adjusted for forward-looking factors specific to the debtors and the economic environment.

Financial Asset at FVOCI. For debt instruments classified as financial asset at FVOCI, the impairment is assessed based on the same criteria as financial assets carried at amortized cost. Interest income continues to be recognized on the reduced carrying amount using the interest rate used to discount the future cash flows for the purpose of measuring the impairment loss. If, in a subsequent year, the fair value of a debt instrument increases and the increase can be objectively related to an event occurring after the impairment loss was recognized, the impairment loss is reversed in profit or loss.

Derecognition of Financial Assets and Liabilities

A financial asset (or where applicable, a part of a financial asset or part of a group of similar financial assets) is derecognized by the Group when:

- The rights to receive cash flows from the asset has expired; or
- The Group retains the right to receive cash flows from the asset, but has assumed an obligation to pay them in full without material delay to a third party under a “pass-through” arrangement; or
- The Group has transferred its rights to receive cash flows from the asset and either (a) has transferred substantially all the risks and benefits of the asset, or (b) has neither transferred nor retained substantially all the risks and benefits of the asset but has transferred control over the asset.

Where the Group has transferred its rights to receive cash flows from an asset and has neither transferred nor retained substantially all the risks and benefits of the asset nor transferred control of the asset, the

asset is recognized to the extent of the Group's continuing involvement in the asset. Continuing involvement that takes the form of a guarantee over the transferred asset, if any, is measured at the lower of original carrying amount of the asset and the maximum amount of consideration that the Group could be required to pay.

A financial liability is derecognized when the obligation under the liability is discharged, cancelled or has expired. When an existing financial liability is replaced by another from the same lender on substantially different terms, or the terms of an existing liability are substantially modified, such an exchange or modification is treated as a derecognition of the original liability and the recognition of a new liability, and the difference in the respective carrying amounts is recognized in profit or loss.

Offsetting of Financial Instruments

Financial assets and liabilities are offset and the net amount reported in the statement of financial position if, and only if, there is a currently enforceable legal right to offset the recognized amounts and there is an intention to settle on a net basis, or to realize the asset and settle the liability simultaneously.

Property and Equipment

Property and equipment are stated at cost less accumulated depreciation and any impairment in value. The cost of property and equipment consists of its purchase price and any costs directly attributable to bringing the asset to the location and condition necessary for it to be capable of operating in the manner intended by management. Cost also includes the cost of replacing the part of such property and equipment and borrowing costs for long-term construction projects when the recognition criteria are met.

Expenditures incurred after the property and equipment have been put into operation, such as repairs and maintenance, are normally recognized as expense in the period such costs are incurred. Depreciation commences once the property and equipment are available for use and is calculated on a straight-line basis over the estimated useful life of the asset as follows:

<u>Asset Type</u>	<u>Number of Years</u>
Computer equipment	3 to 5
Communication equipment	3 to 5
Leasehold improvements	5 or lease term, whichever is shorter
Office furniture, fixtures and equipment	2 to 5
Transportation equipment	5

Other Intangible Assets

Other intangible assets with finite useful lives are composed of the Company's website and software packages. Intangible assets acquired separately are measured on initial recognition at cost. Following initial recognition, intangible assets are carried at cost less any accumulated amortization and any accumulated impairment losses.

Intangible assets with finite lives are amortized over the useful economic life and assessed for impairment whenever there is an indication that the intangible asset may be impaired. Amortization expense on intangible assets with finite lives is recognized under "Costs of services" and "General and administrative expenses" accounts in the consolidated statement of income.

Investments in Joint Ventures

The Parent Company has interests in joint ventures, whereby the venturers have a contractual arrangement that establishes joint control. A joint venture is a contractual arrangement whereby two or more parties undertake an economic activity that is subject to joint control, and a jointly controlled entity is a joint venture that involves the establishment of a separate entity in which each venture has an interest.

Interest in a joint venture is initially recognized at cost and subsequently accounted for under the equity method of accounting. Under the equity method of accounting, the interest in a joint venture is carried at cost plus post-acquisition changes in the Group's share in the net assets of the joint venture, less any impairment in value. The share in the results of the operations of the joint venture is recognized in profit or loss. The Group's share of post-acquisition movements in the joint venture's equity reserves is recognized directly in equity. Profits or losses resulting from the transactions between the Group and the joint venture are eliminated to the extent of the interest in the joint venture and for unrealized losses to the extent that there is no evidence of impairment of the asset transferred. Dividends received are treated

as a reduction of the carrying value of the interest. If the Group's share of losses of a joint venture equals or exceeds its interest in the joint venture, the Group discontinues recognizing its share of further losses.

After the application of the equity method, the Group determines at the end of each reporting year whether there is any objective evidence that the investment is impaired. If this is the case, the amount of impairment is calculated as the difference between the carrying amount of the investment and recoverable amount and recognizes the difference in profit or loss.

After the Group's investment is reduced to zero, additional losses are provided for, and a liability is recognized, only to the extent that the entity has incurred legal or constructive obligations or made payments on behalf of the joint venture. If the joint venture subsequently reports profits, the Group resumes the recognition of its share of those profits only after its share of the profits equals the share of losses not previously recognized.

Equity

Capital stock is measured at par value for all shares issued. Incremental costs directly attributable to the issuance of new shares are shown in equity as a deduction from proceeds, net of tax. Proceeds and/or fair value of consideration received in excess of par value are recognized as additional paid-in capital (APIC).

APIC on stock options represents the cumulative compensation expense recognized from equity-settled share-based payment plan, net of cumulative compensation expense related to exercised and expired stock options.

Parent Shares Held by a Subsidiary. Where any entity of the Group purchases the Parent Company's shares (treasury stock), the consideration paid, including any directly attributable incremental costs (net of related taxes), is deducted from equity until the shares are cancelled, reissued or disposed of. Where such shares are subsequently sold or reissued, any consideration received, net of any directly attributable incremental transactions costs and the related income tax effect, is included in equity attributable to the Parent Company's equity holders.

Retained earnings represent accumulated earnings net of dividends declared.

Other equity reserves comprise items of income and expense, including reclassification adjustments, that are not recognized in consolidated statement of income as required or permitted by other PFRS.

Revenue Recognition

Revenue is recognized to the extent that it is probable that the economic benefits associated with the transaction will flow to the Company and the amount of revenue can be reliably measured. Revenue is measured at the fair value of the consideration received, excluding discounts, rebates and value-added tax or duties. The Company assesses its revenue arrangements against specific criteria in order to determine if it is acting as principal or agent. The Company has concluded that it is acting as principal in all of its revenue arrangements. The following specific recognition criteria must also be met before revenue is recognized:

Service Income. Revenue is recognized as services are rendered.

Interest Income. Revenue is recognized as the interest accrues using the effective interest method, that is the rate that exactly discounts estimated future cash receipts through the expected life of the financial instrument to the net carrying amount of the financial asset.

Equity in Net Earnings (Losses) of Joint Ventures. The Company recognizes its share in the net income (loss) of joint ventures proportionate to its interest in the joint ventures in accordance with the equity method of accounting for investments.

Other Income. Revenue is recognized when there is an incidental economic benefit, other than the usual business operations, that will flow to the Company through an increase in asset or reduction in liability and that can be measured reliably.

Cost and Expense Recognition

Costs and expenses are decreases in economic benefits during the accounting period in the form of outflows or decrease of assets or incurrence of liabilities that result in decrease in equity, other than those relating to distributions to equity participants. Costs and expenses are recognized in the consolidated statement of income in the year these are incurred.

Employee Benefits

Short-term Employee Benefits. The Group recognizes a liability net of amounts already paid and an expense for services rendered by employees during the year. Short-term employee benefits given by the Group to its employees include salaries and wages, social security contributions, short-term compensated absences, bonuses and non-monetary benefits.

Short-term employee benefit liabilities are measured on an undiscounted basis and are expensed as the related service is provided.

Retirement Benefits. Retirement benefit costs are actuarially determined using the projected unit credit method. This method reflects services rendered by employees up to the date of valuation and incorporates assumptions concerning employees' projected salaries. The calculation of defined benefit obligations is performed annually by a qualified actuary.

Remeasurements of the retirement liability, which comprise actuarial gains and losses, are recognized immediately in Other Comprehensive Income. The Group determines the net interest expense to measure the defined benefit obligation at the beginning of the annual period to the then defined benefit liability, taking into account any changes in the defined benefit liability during the year as a result of contributions and benefit payments.

When the benefits of a plan are changed or when a plan is curtailed, the resulting change in benefit that relates to past service or the gain or loss on curtailment is recognized immediately in profit or loss. The Group recognizes gains and losses on the settlement of a defined benefit plan when the settlement occurs.

The retirement liability recognized by the Group is the present value of the defined benefit obligation. The present value of the defined benefit obligation is determined by discounting the estimated future cash outflows using risk-free interest rate of government bonds that have terms to maturity approximating the terms of the related retirement and other long-term benefits liability.

Termination Benefits. Termination benefits are payable when employment is terminated before the normal retirement date, or when an employee accepts voluntary redundancy in exchange for these benefits. The Group recognizes termination benefits when it is demonstrably committed to either: terminating the employment of current employees according to a detailed formal plan without possibility of withdrawal, or providing termination benefits as a result of an offer made to encourage voluntary redundancy. Benefits falling due more than 12 months after end of the reporting year are discounted to present value.

Leases

At the inception of a contract, the Group assesses whether a contract is, or contains, a lease.

A contract is, or contains, a lease if the contract conveys the right to control the use of an identified asset for a period of time in exchange for consideration. To assess whether contract conveys the right to control the use of an identified asset, the Group assesses whether:

- The contract involves the use of an identified asset - this may be specified or implicitly, and should be physically distinct or represent substantially all of the capacity of a physically distinct asset. If the supplier has a substantive substitution right, then the asset is not identified;
- The Group has the right to obtain substantially all of the economic benefits from use of the asset throughout the period of use; and,
- The Group has the right to direct the use of the asset. The Group has this right when it has the decision-making rights that are most relevant to changing how and for what purpose the asset is used. In rare cases where the decision about how and for what purpose the asset is predetermined, the Group has the right to direct the use of the asset if either:
 - The Group has the right to operate the asset; or
 - The Group designed the asset in a way that predetermines how and for what purpose it will be used.

The Group recognizes a right-of-use asset and a lease liability at the lease commencement date. The right-of-use asset is initially measured at cost, which comprises the initial amount of the lease liability adjusted for any lease payments made at or before the commencement date, plus any initial direct costs incurred.

The right-of-use asset is subsequently amortized using the straight-line method from the commencement date to earlier of the end of the useful life of the right-of-use asset or the end of the lease term. The estimated useful lives of right-of-use asset are determined on the same basis as those of property and equipment. In addition, the right of-use asset is periodically reduced by impairment losses, if any, and adjusted for certain remeasurements of the lease liability.

The lease liability is initially measured at the present value of the lease payments that are not paid at the commencement date, discounted using the interest rate implicit in the lease or, if that rate cannot be readily determined, the Group's incremental borrowing rate.

Lease payments included in the measurement of the lease liability is mainly composed of fixed payments and variable lease payments that depend on an index or a rate, initially measured using the index or rate as at the commencement date.

The lease liability is measured at amortized cost using the effective interest method. It is remeasured when there is a change in future lease payments arising from a change in an index or rate, or if the Group changes its assessment of whether it will exercise an extension or termination option. When the liability is remeasured in this way, a corresponding adjustment is made to the carrying amount of the right-of-use asset or is recorded in profit or loss if the carrying amount of the right-of-use asset has been reduced to zero.

3. Significant Accounting Judgments, Estimates and Assumptions

The preparation of the Group's interim condensed consolidated financial statements in compliance with PFRS requires management to make judgment and estimates that affect certain reported amounts and disclosures. The judgment and estimates used in the interim condensed consolidated financial statements are based upon management's evaluation of relevant facts and circumstances as of the date of the financial statements. Accordingly, actual results could differ from those estimates, and such estimates will be adjusted accordingly.

Judgments

In the process of applying the Company's accounting policies, management has made the following judgment which have the most significant effect on the amounts recognized in the interim condensed consolidated financial statements.

Determination of Functional Currency. Based on the economic substance of the underlying circumstances, the Group has determined that its functional currency is the Philippine Peso. The Philippine Peso is the currency of the primary economic environment in which the Parent Company and certain subsidiaries operate. It is the currency that mainly influences the sale of services and the costs of providing the services.

Determination of Operating Segments. Determination of operating segments is based on the information about components of the Group that management uses to make decisions about the operating matters. Operating segments use internal reports that are regularly reviewed by the Parent Company's chief operating decision maker, which is defined to be the Parent Company's BOD, in order to allocate resources to the segment and assess its performance. The Parent Company reports separate information about an operating segment that meets any of the following quantitative thresholds: (a) its reported revenue, including both sales to external customers and intersegment sales or transfers, is 10% or more of the combined revenue, internal and external, of all operating segments; (b) the absolute amount of its reported profit or loss is 10% or more of the greater, in absolute amount, of (i) the combined reported profit of all operating segments that did not report a loss and (ii) the combined reported loss of all operating segments that reported a loss; and (c) its assets are 10% or more of the combined assets of all operating segments.

The Group determined that its operating segments are organized and managed separately based on the nature of the business segment, with each business representing a strategic business segment.

Non-Recognition of Deferred Tax Liability (DTL) on Undistributed Income of a Foreign Subsidiary. Since Paxys N.V., a company incorporated and domiciled in Curacao, is a wholly owned subsidiary by the Parent Company, management believes that the Parent Company can control the timing of the dividend distribution of Paxys N.V. to the Parent Company. Thus, no deferred tax liability was recognized on the undistributed income of Paxys N.V.

Leases. Management applied PFRS 16 standard in classifying its leases. Right of use asset and lease liability for outstanding lease commitments were recognized starting January 2019.

Other Lease Commitments. The Company has entered into various lease agreements. These leases are classified as short-term lease (12 months or less) and/or the underlying assets have no significant value, thus, accounted for under operating lease principle.

Rent expense amounted to ₱656 thousand and ₱188 thousand for the nine-month period ended September 30, 2022 and 2021, respectively. See notes 13 and 14.

Provisions and Contingencies. The Group is involved in various labor disputes, litigations, claims and tax assessments that are normal to its business. Based on the opinion of the Group's legal counsels on the progress and legal grounds of certain claims and assessments, no provision is deemed necessary in 2022 and 2021. The Group has no outstanding provision for probable losses as at September 30, 2022 and December 31, 2021.

Estimates and Assumptions

The key assumptions concerning future and other key sources of estimation at the statement of financial position date, that have a significant risk of causing a material adjustment to the carrying amounts of assets and liabilities within the next financial year are discussed below.

Determination of Fair Value of Financial Instruments. PFRS require that certain financial assets and liabilities be carried at fair value. When the fair values of financial assets and financial liabilities recorded in the consolidated statement of financial position cannot be measured based on quoted prices in active markets, their fair value is measured using degree of judgment required in establishing fair values. Judgments include considerations of inputs such as liquidity risk, credit risk and volatility. Changes in assumptions about these factors could affect the reported fair value of financial instruments.

Estimation of Useful Lives of Property and Equipment and Other Intangible Assets with Finite Useful Lives. The useful life of each of the Company's items of property and equipment and intangible assets with finite useful lives is estimated based on the period over which the assets are expected to be available for use. Such estimation is based on a collective assessment of similar business, internal technical evaluation and experience with similar assets. There is no change in the estimated useful lives of property and equipment and other intangible assets with finite useful lives in 2022 and 2021.

Estimation of Impairment Losses on Receivables. The Company maintains allowance for doubtful accounts at a level based on the result of the individual and collective assessment. Under the individual assessment, the Company considers the payment history, past due status and term. The collective assessment would require the Company to group its receivables based on the credit risk characteristics (customer type, length of the Company's relationship with the customers, average age of accounts and collection experience) of the customers.

Allowance for impairment losses on trade and other receivables amounted to ₱99.6 million and ₱96.6 million as at September 30, 2022 and December 31, 2021, respectively. The carrying values of trade and other receivables amounted to ₱50.4 million and ₱37.7million as at September 30, 2022 and December 31, 2021, respectively (see Note 6).

Determination of Realizability of Input Value Added Tax (VAT). The carrying amount of input tax is reviewed at each reporting date and reduced to the extent that it will not be utilized. The carrying amount of the asset is reduced through the use of an allowance account.

An increase in provision for potential losses on input tax would increase the Company's recorded expenses and decrease current assets.

The carrying value of input VAT, net of allowance, amounted to ₱26.6 million and ₱25.3 million as at September 30, 2022 and December 31, 2021, respectively (see Note 7). Allowance for non-recoverability of Input VAT amounted to ₱49.6 million as at September 30, 2022 and December 31, 2021.

Determination of Retirement liability. The cost of defined benefit pension plans and other post-employment medical benefits as well as the present value of the pension obligation are determined using actuarial valuations. The actuarial valuation involves making various assumptions. These include the determination of the discount rates, future salary increases, mortality rates and future pension increases. Due to the complexity of the valuation, the underlying assumptions and its long-term nature, defined benefit obligations are highly sensitive to changes in these assumptions. All assumptions are reviewed at each reporting date.

The retirement liability amounted to ₱6.6 million as at September 30, 2022 and 9.3 million as at December 31, 2021 (see Note 16).

4. Cash and Cash Equivalents

	Sept 30, 2022	Dec 31, 2021
Cash on hand and in banks	₱26,069	₱30,470
Cash equivalents	2,377,346	2,111,787
	₱2,403,415	₱2,142,257

Cash in banks earn interest at the prevailing bank deposit rates. Cash equivalents are made for varying periods depending on the immediate cash requirements of the Group and earn interest at the respective short-term deposit rates.

5. Short-term investments

This account consists of:

	Sept 30, 2022	Dec 31, 2021
Financial Assets at Fair Value		
Profit or Loss (FVPL)	₱257,680	₱45,466
Other Comprehensive Income (FVOCI)	605,146	831,507
Financial Assets at Amortized Cost	795,157	705,597
	₱1,657,983	₱1,582,570

Financial assets at FVPL are investments held at local and international banks. Financial assets at FVOCI pertains to investments managed by international banks which provides fixed interest income and capital appreciation. Financial assets at amortized cost consist of unquoted bonds with fixed interest rate and maturity.

6. Trade and Other Receivables

	Sept 30, 2022	Dec 31, 2021
Trade	₱10,702	₱15,515
Advances to related parties	102,359	88,701
Other receivables	37,005	30,084
	150,066	134,300
Allowance for impairment losses	(99,629)	(96,619)
	50,437	₱37,681

Trade receivables are noninterest-bearing and generally have 30 to 60-day terms. Other receivables, which include advances to employees, security deposits, and other nontrade receivables are expected to be settled/liquidated within the year.

7. Other Current Assets

This account consists of:

	Sept 30, 2022	Dec 31, 2021
Input VAT, net of allowance for un-recoverability	₱26,588	₱25,391
Prepayments	7,174	2,941
Refundable deposits	-	-
	₱33,762	₱28,332

8. Investments in Joint Venture

Joint venture	Place of Incorporation	Principal Activity	Percentage of Ownership	
			Sept 30, 2022	Dec 31, 2021
PGS Dalian	China	Contact center	50%	50%
Simpro Solutions Limited	Hong Kong	Contact center	50%	50%

The Company recognizes its interest in these joint ventures using equity method of accounting.

Investments in joint ventures as at **September 30, 2022** and December 31, 2021 are nil. Due to share in accumulated losses, investment in PGS Dalian and Simpro Solutions Limited is already depleted, thus, Paxys did not recognize further losses for the nine-month period ended **September 30, 2022** and in 2021.

9. Property and Equipment

The movement of this account follows:

	September 30, 2022					
	Computer Equipment	Communication Equipment	Leasehold Improvements	Office Furniture, Fixtures and Equipment	Transportation Equipment	Total
Cost						
Balance at beginning of period	₱110,316	₱7,624	₱161,048	₱15,279	₱9,749	₱304,016
Additions	75	-	338	-	-	413
Balance at end of period	110,391	7,624	161,386	15,279	9,749	304,429
Accumulated Depreciation						
Balance at beginning of period	109,848	7,624	160,075	14,704	9,749	302,000
Depreciation for the period	212	-	436	300	-	948
Balance at end of period	110,060	7,624	160,511	15,004	9,749	302,948
Net Book Value	₱331	₱-	₱875	₱275	₱-	₱1,481

Property and equipment are depreciated using the economic lives as follows:

Computer equipment	3 to 5 years
Communication equipment	3 to 5 years
Leasehold improvements	5 years or lease term whichever is shorter
Office furniture, fixtures and equipment	2 to 5 years
Transportation equipment	5 years

December 31, 2021						
	Computer Equipment	Communication Equipment	Leasehold Improvements	Office Furniture, Fixtures and Equipment	Transportation Equipment	Total
Cost						
Balance at beginning of year	P110,007	P7,624	P160,728	P15,150	P9,749	P303,258
Additions	309	-	320	129	-	758
Balance at end of year	110,316	7,624	161,048	15,279	9,749	304,016
Accumulated Depreciation						
Balance at beginning of year	109,210	7,624	157,563	14,184	9,749	300,330
Depreciation for the year	638	-	512	520	-	1,670
Balance at end of year	109,848	7,624	160,075	14,704	9,749	302,000
Net Book Value	P468	P-	P973	P575	P-	P2,016

As of September 30, 2022 and December 31, 2021, fully depreciated property and equipment with aggregate cost amounting to P68.4 million are still being used in the operations.

10. Other Noncurrent Assets

This consist of:

	Sept 30, 2022	Dec 31, 2021
Rental and security deposits	5,119	P3,592
Intangible assets	35	41
Others	5,950	5,179
	11,104	P8,812

Rental and security deposits mainly pertain to cash deposits on lease agreements, which are refundable at the end of lease period. Intangible assets pertain to computer software and programs, which are amortized over three to five years.

Others pertain mainly to claims of tax refund expected to be received beyond 12 months after reporting date.

11. Trade and Other Payables

	Sept 30, 2022	Dec 31, 2021
Trade payables	1,016	P1,899
Accrued expenses	9,983	9,960
Dividend payable	6,554	6,554
Statutory payable	6,105	6,655
Other current liabilities	1,652	1,732
	P25,310	P26,800

Trade payables are noninterest-bearing and are normally settled on a 90-day term.

Accrued expenses mainly represent accruals for utilities, communications, and other employee benefits. Statutory payables represent withholding tax payable and other liabilities to the government.

12. Stockholders' Equity

Capital Stock

On June 27, 2008, the Company's Board of Directors authorized and approved the increase in authorized capital stock from ₱1,200 million to ₱1,800 million by way of a stock dividend declaration.

	Number of Shares Authorized	Number of Shares Issued and Outstanding	Cost
Balance as at and beginning and end of period	1,800,000,000	1,148,534,866	₱1,148,535

Parent Shares Held by a Subsidiary

In October 2014, Paxys N.V., a wholly-owned subsidiary of the Parent Company, completed the tender offer to acquire 345,622,477 common shares of the Parent Company representing 30.09% of its outstanding capital stock.

Additional Paid-in Capital (APIC)

This account consists of:

Premium on issuance of shares of stocks	₱348,213
Premium on forfeited stock option	103,151
	₱451,364

Premium on issuance of shares of stocks represents the excess of paid capital over the par value of capital stock. Premium on forfeited stock options represents increase in equity arising from equity-settled share-based payment transactions.

13. Cost of Services

	Nine Months		Three Months	
	2022	2021	2022	2021
Personnel cost	₱3,864	₱10,389	₱180	₱3,392
Depreciation – right-of-use asset	6,789	5,348	3,223	1,782
Depreciation and amortization - property & equipment and intangibles	463	970	141	205
Communication	1,732	2,545	307	950
Utilities	2,832	2,190	927	732
Security and janitorial services	1,984	2,239	678	744
Rent	276	87	(19)	42
Others	768	722	180	188
	18,708	₱24,490	₱5,617	₱8,035

14. General and Administrative Expenses

	Nine Months		Three Months	
	2022	2021	2022	2021
Professional fees	₱19,862	₱18,680	₱7,902	₱6,160
Personnel cost	17,385	20,120	5,811	6,323
Depreciation and amortization on:				
Right-of-use	5,394	6,238	1,798	1,837
Property, equipment, and intangibles	509	554	163	191
Utilities	2,087	2,013	688	671
Supplies	376	1,102	376	186
Bank charges	2,141	1,760	2,141	915
Communication	1,396	1,141	504	281
Security and janitorial services	1,039	1,059	360	361
Taxes and licenses	542	553	189	184
Insurance	329	310	(401)	101
Entertainment, amusement and recreation	407	364	160	90
Repairs and maintenance	355	327	118	-
Transportation and travel	364	250	112	67
Rent	380	101	166	36
Provision for impairment losses on trade and other receivables	-	-	-	-
Others	1,656	2,154	(1069)	1,034
	54,222	₱56,726	19,018	₱18,437

15. Interest Income (Expense), Foreign Exchange Gains and Losses, and Other Income

Interest Income

Interest income for the comparative periods was generated mainly from bank deposits, and short-term placements, and short-term bonds amounting to ₱48.7 million and ₱23.7 million as at September 30, 2022 and September 30, 2021, respectively.

Interest Expense

Interest Expense on leases amounted to ₱1.4 million and ₱1.0 million as at September 30, 2022 and September 30, 2021, respectively.

Foreign Exchange

Net foreign exchange gain amounted to ₱15.4 million and ₱5.8 million for the nine-month period ended September 30, 2022 and September 30, 2021, respectively.

Other Income - net

Other income for the nine-month period ended September 30, 2022 pertains mainly to and September 30, 2021 pertains mainly to one-off gain on realized market value of redeemed funds, rental and miscellaneous income.

16. Retirement Benefits

The Parent Company and SWA maintain separate unfunded, non-contributory, defined benefit plans covering all eligible employees. An independent actuary conducts an actuarial valuation of the retirement liability. The latest actuarial report was dated December 31, 2021.

The retirement benefits recognized in the consolidated statement of income is as follows:

	December 31, 2021
Current service cost	₱332
Interest cost	455
	₱787

The cumulative remeasurement gain (loss) on retirement liability recognized as other comprehensive income follows:

	December 31, 2021
Balance at beginning of year	₱1,358
Remeasurement gain	3,099
Balance at end of year	₱4,457

Changes in the present value of obligation are as follows:

	December 31, 2021
Balance at beginning of year	₱11,647
Current service cost	332
Interest cost	455
Remeasurement gain recognized in OCI	(3,099)
Balance at end of year	₱9,335

The principal assumptions used in determining the cost of retirement benefits of the Group are shown below:

Discount rate	5.08%
Salary increase rate	2.00%

17. Lease Commitments

The Parent Company has an existing lease agreement with a third party for the lease of office space and parking spaces for five years until April 30, 2026. The quarterly rent is subject to escalation rates ranging from 5% to 10% per annum. The lease is renewable upon mutual consent of the parties to be covered by a separate lease agreement. As at September 30, 2022 and December 31, 2021, refundable security deposit, amounted to ₱1.4 million.

SWA has an existing non-cancellable five-year agreement with a third party for the lease of an office space until December 31, 2018. This was extended for four years up to December 31, 2022, with an option to extend for another year and six months until June 2024. The rental rate is subject to an escalation rate of 5% per annum. As at September 30, 2022 and December 31, 2021, refundable security deposit amounted to ₱1.5 million.

In 2018, SWA entered into a two-year lease agreement with a third party for the lease of an office space until October 20, 2020 and was extended for two years until October 20, 2022. The lease is renewable upon mutual consent of the parties to be covered by a separate and new lease agreement. The rental rate shall be subjected to an escalation rate of 5% per annum upon renewal. As at September 30, 2022 and December 31, 2021, refundable security deposit amounted to ₱0.3 million.

In July 2022, SWA entered into a lease agreement with a third party for the lease of an office space until May 2024. The lease is renewable upon mutual consent of the parties to be covered by a separate and new lease agreement. The rental rate shall be subjected to an escalation rate of 5% per annum upon renewal. As at September 30, 2022, refundable security deposit amounted to P1.2 million.

Movements in right-of-use assets and lease payments under leases as of September 30, 2022 are summarized below:

Right-of-use assets, January 1, 2022	P48,790
Add: Additional right-of-use assets	-
Less: Amortizations under Cost of Service	(6,789)
Amortization under General and Administrative Expense	(5,394)
Q1 Adjustment	(697)
Right-of-use assets, September 30, 2022	P35,910

Lease liabilities

Lease liability, beg	P50,016
Add: additional lease liability	-
Less: Principal payments	(11,833)
Less: Interest payments	(1,429)
Lease liability, end	36,754
Current portion	20,979
Noncurrent portion	15,775

18. Segment Information

The Group's operating businesses are organized and managed separately according to the nature of the services provided, with each segment representing a strategic business unit that offers different services and serves different markets.

Segment Assets and Liabilities. Segment assets include all operating assets used by a segment and consist principally of operating cash, receivables, property and equipment and other intangible assets, net of allowances and provision. Segment liabilities include all operating liabilities and consist principally of accounts payable and other liabilities.

Inter-segment Transactions. Segment revenues, segment expenses and segment performance include transfers among business segments. Such transfers are eliminated in consolidation.

Management monitors the operating results of its business units separately for the purpose of making decisions about resource allocation and performance assessment. Segment performance is evaluated based on operating income or loss and is measured consistently with operating income or loss in the consolidated financial statements.

Business segment information is reported on the basis that is used internally for evaluating segment performance and deciding how to allocate resources among operating segments.

For management purposes, the Company is organized into business units based on their products and services and has four reportable operating segments as follows:

- Data Conversion - This segment includes data transcription and scoping services, voice-to-text message conversion and electronic data encoding and processing.
- Others - This segment includes the operations of the Parent Company and its non-operating subsidiaries.

Business Segment Data

The following table presents revenues and expenses information and certain assets and liabilities information regarding the business segments for the nine-month periods ended September 30, 2022 and 2021:

	September 30, 2022			
	Outsourcing	Others	Eliminations	Consolidated
Results of Operations				
Segment revenues from external customers	P27,703	P3,998	P-	P31,701
Segment expenses	(27,533)	(45,396)	-	(72,929)
Segment result	170	(41,398)	-	(41,228)
Interest income	44	48,676	-	48,720
Net foreign exchange gain (loss)	2,238	15,944	(2,901)	15,281
Interest expense	(489)	(939)	-	(1,428)
Other segment operating income – net	1,588	(0)	-	1,588
Net income (loss)	P3,551	P22,283	(2,901)	P22,933
Assets and Liabilities				
Segment assets	P49,484	P5,799,597	(P1,654,989)	P4,194,092
Segment liabilities	61,821	200,616	(189,221)	73,216
Other Segment Information				
Capital expenditures:				
Property and equipment	P-	P413	P-	P413
Intangibles		18	-	18
Depreciation and amortization	755	208	-	963

	September 30, 2021			
	Outsourcing	Others	Eliminations	Consolidated
Results of Operations				
Segment revenues from external customers	₱35,904	₱-	₱-	₱35,904
Segment expenses	(37,614)	(43,602)	-	(81,216)
Segment result	(1,710)	(43,602)	-	(45,312)
Interest income	3	23,670	-	23,673
Net Foreign exchange gain (loss)	1,126	5,745	(1,092)	5,779
Interest expense on lease	(618)	(389)	-	(1,007)
Other segment operating income - net	938	8,402	-	9,340
Net income (loss)	(₱261)	(₱6,174)	(1,092)	(₱7,527)
Assets and Liabilities				
Segment assets	₱66,871	₱5,457,707	(₱1,657,496)	₱3,867,082
Segment liabilities	85,311	200,334	(193,123)	92,522
Other Segment Information				
Capital expenditures:				
Property and equipment	₱466	₱108	-	₱574
Intangibles	14	-	-	14
Depreciation and amortization	6,554	6,556	-	13,110

Geographical Segment Data

The following table presents the revenue and expenditure and certain asset information regarding geographical segments for the nine-month period ended September 30, 2022 and 2021:

	September 30, 2022			
	Philippines	Others	Eliminations	Consolidated
Revenue				
External revenue	₱31,702	₱-	₱-	₱31,702
Other Segment Information				
Segment assets	₱5,849,081	₱-	(1,654,989)	₱4,194,091
Capital expenditures:				
Property and equipment	413	-	-	413
Intangibles	18	-	-	18

	September 30, 2021			
	Philippines	Others	Eliminations	Consolidated
Revenue				
External revenue	₱35,904	₱-	₱-	₱35,904
Other Segment Information				
Segment assets	₱5,524,578	₱-	(1,657,496)	₱3,867,082
Capital expenditures:				
Property and equipment	574	-	-	574
Intangibles	14	-	-	14

19. Financial Assets and Financial Liabilities

The following methods and assumptions were used to estimate the fair value of each class of financial instrument for which it is practicable to estimate such value:

Cash and Cash Equivalents, Trade and Other Receivables, Trade and Other Payable, and Dividends Payable. Due to the short-term nature of transactions, the fair value approximates the carrying amounts at initial recognition.

Refundable Deposits. The estimated fair values of refundable deposits are based on the discounted values of future cash flows using as discount rate the prevailing MARTI rates that are specific to the tenor of the instruments' cash flows as of financial reporting date.

Financial assets at FVOCI. Net asset value per unit have been used to determine the fair value of AFS investments.

20. Other Matters

Detailed schedules have been omitted for purposes of preparing these interim condensed financial statements as allowed by SRC Rule 68.

MANAGEMENT'S DISCUSSION AND ANALYSIS OF FINANCIAL CONDITIONS AND RESULTS OF OPERATIONS

INTRODUCTION

The following discussion should be read in conjunction with the attached unaudited interim condensed consolidated financial statements of the Group as at and for the nine-month period ended September 30, 2022 (with comparative figures as at and for the nine-month period ended September 30, 2021). All necessary adjustments to present fairly the consolidated financial condition, results of operations, and cash flows of the Group for the nine-month period ended September 30, 2022, and for all the other periods presented, have been made. Certain information and footnote disclosure normally included in the audited financial statements prepared in accordance with generally accepted accounting principles have been omitted.

ABOUT PAXYS GROUP

Paxys is an investment holding company registered with the SEC in February 14, 1952. Through its operating subsidiaries, Paxys has been engaged in diversified services such as business process outsourcing, data conversion. In the past years, it has divested its investments in salary packaging, call center, IT consulting and software solutions business.

Scopeworks Asia, Inc. (SWA) is a Philippine BPO company engaged in data transcription, editing, proofreading, and data conversion services with clients in the US, Australia and UK.

Paxys Realty, Inc. (formerly Paxys Global Services, Inc.) has recently amended its Articles of Incorporation to include real estate business among its primary purpose. These changes have been approved by Paxys Realty's Board of Directors on November 2017 and subsequently by the Securities and Exchange Commission on February 2018.

Simpro Solutions Limited (SSL) is a joint venture company engaged in call center and back office outsourcing activities thru its wholly-owned subsidiary, Simpro Solutions Philippines, Inc. (SSPI). In 2014, SSPI amended its Articles of Incorporation shortening the term of its existence up to June 2018. Said amendment has been approved by the Securities and Exchange Commission (SEC) on May 24, 2017. By the virtue of the Amended Articles of Incorporation, SSPI has dissolved its corporate existence on June 30, 2018.

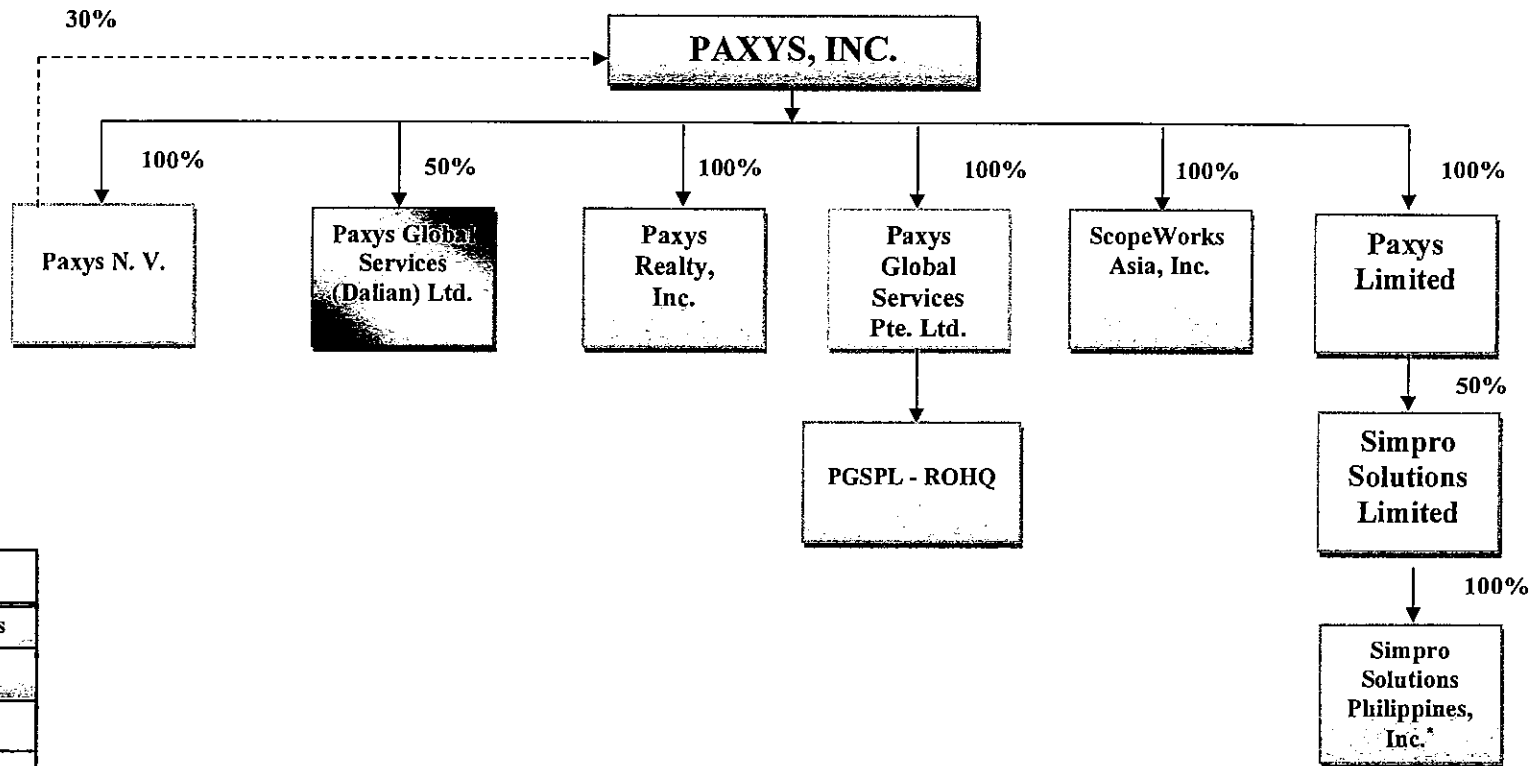
Key Performance Indicators (KPI)

The Company's management uses the following KPI:

- | | | |
|---------------------------|---|--|
| 1) Net Service Income | : | Service Income less discounts and allowances |
| 2) Gross Profit Margin | : | Gross profit/Service Income |
| 3) EBITDA | : | Earnings Before Interest, Taxes, Depreciation and Amortization |
| 4) EBITDA Margin | : | EBITDA/Service Income |
| 5) Income from Operations | : | Gross Profit – Operating Expenses |
| 6) Net Income Margin | : | Net Income/Service Income |
| 7) Return on Equity | : | Net Income/ (Equity end + Equity beg – Net Income)/2 |
| 8) Current Ratio | : | Current Assets/Current Liabilities |

Overview of Our Business

Below is the Group's corporate structure as of September 30, 2022:



Legend
Philippines
China
Singapore
Curacao
Hong Kong

* under dissolution and liquidation

RESULTS OF OPERATIONS AND DISCUSSION OF KPIS

Summary Profit and Loss

For the Nine-month Period Ended September 30, 2022 and 2021

(Amounts in Thousands)

	2022		2021	
	Amount	% to Sales	Amount	% to Sales
Service Income	₱31,702	100%	₱35,904	100%
Gross Profit	12,994	41%	11,414	32%
Loss from Operations	(41,228)	-130%	(45,312)	-126%
Net Income (Loss)	22,933	72%	(7,527)	-21%
EBITDA	37,516	118%	(6,589)	-18%

FINANCIAL PERFORMANCE HIGHLIGHT

The Group generated ₱31.7 million revenues as of September 30, 2022 coming from the operations of Scopeworks Asia, Inc. (SWA) and other income of Paxys. This is lower by 11% compared to prior year of the same period due to the discontinuance of SWA data conversion operations as of end of March 2022. The Group is aggressively pursuing other business opportunities, particularly in the area of facilities management. Translation gains, yields on investment, and overall reduced costs resulted in net income of ₱22.9 million as of September 2022.

Summary Financial Condition

For the Periods Ended September 30, 2022 and December 31, 2021

(Amounts in Thousands)

	September 30, 2022	December 31, 2021	% Change
Current Assets	₱4,145,597	₱3,790,840	9.4%
Noncurrent Assets	48,495	59,618	-18.6%
Assets	4,194,092	3,850,458	8.9%
Current Liabilities	46,289	40,704	13.7%
Noncurrent Liabilities	26,927	47,251	-43%
Equity	4,120,876	3,762,503	9.5%

The assets of the Group comprised mainly of cash and cash equivalents and short-term investments. Other than the net income for the period, amortization of right of use assets and payments for lease liabilities, there are no other significant movement in the Group's balance sheet.

LIQUIDITY AND CAPITAL RESOURCES

The following are the cash flow movements:

For the Nine-Month Period Ended September 30	2022	2021	% change
Net Cash provided by (used in) Operating Activities	₱3,615	(₱16,804)	121%
Net Cash used in Investing Activities	(75,844)	(731,192)	-896%
Net Cash used in Financing Activities	(13,262)	(11,346)	17%

Negative cash flows resulted from operating loss of the group, placement in short-term investments and financing activities as at September 30, 2022. Nevertheless, the Group' current level of funds is more than sufficient to meet the Company's immediate and future cash requirements. The Group does not have loans and the Company does not anticipate any liquidity problems that may arise from its operating activities in the near future.

Financial Ratios

	September 30, 2022	Dec 31, 2021
Financial Ratios:		
Current Ratio	89.55	93.14
Debt to Equity Ratio	0.02	0.02
Return on Equity	.56%	(.36%)
EBITDA Margin	118%	17%
Net Profit Margin	72%	(30%)

FINANCIAL RISK

- **Foreign Currency risk**

The Group has transactional currency exposure. Such exposure arises from US\$ denominated service income of SWA and US\$ funds of Paxys NV. As at September 30, 2022, cash and cash equivalents of the Group consist of about 99% US\$.

In view of the above, the Group's interim condensed consolidated financial performance and financial position can be affected significantly by movements in the US\$/Philippine Peso exchange rates.

The Group's primary strategy to address its forex exposures is to make use of hedging instruments including derivatives (i.e., currency forward contracts) to manage the effects of foreign exchange fluctuations on financial results. These hedging instruments or derivatives are not used for trading or speculative purposes. Counterparties to derivative contracts are carefully selected from major financial institutions which are assessed based on their industry standing and historical performance. As at September 30, 2022 and December 31, 2021, the Group does not have outstanding derivative instruments.

The Group adopted the following rates of exchange in translating foreign currency statement of comprehensive income and statement of financial position as of September 30, 2022 and December 31, 2021:

	September 30, 2022		December 31, 2021	
	Closing	Average	Closing	Average
Philippine Peso to 1 unit of:		53.71		
United States Dollar (US\$)	58.63		51.00	49.36

- **Credit Risk**

The Group trades only with recognized, creditworthy third parties. It is the Group's policy that all customers who wish to trade on credit terms are subject to credit verification procedures.

Since the Group trades only with recognized third parties, there is no requirement for collateral. Also, the Group has an existing contract or master agreement with its key customer to protect itself from bad debt losses.

OTHER MATTERS

- a. On March 31, 2022, SWA and its client in the data conversion services terminated its agreement. As a result, employees servicing this customer, were separated effective end of April 2022. SWA is currently working on expanding its current managed facility and support services.

- b. There were no known events that trigger direct or contingent financial obligation that is material to the Company, including any default or acceleration of an obligation.
- c. There were no material commitments of the Company.
- d. There were no material off-statement of financial position transactions, arrangements, obligations (including contingent obligations), and other relationship of the Company with unconsolidated entities or other persons during the reporting period.
- e. There are no unusual items as to nature and amount affecting assets, liabilities, equity, net income or cash flows.
- f. There were no known trends, demands, commitments, events or uncertainties that will have a material impact on the Company's liquidity.
- g. There were no known trends, events or uncertainties that have had or that are reasonably expected to have a favourable or an unfavourable impact on net sales or revenue or income from continuing operation.
- h. The causes for any material change from period to period are stated under Management's discussion and analysis section "financial condition".
- i. The effects of seasonality or cyclicity on the operations of the Company's business are not material.
- j. There were no material changes in estimates of amounts reported in interim periods of the current year or changes in estimates of amounts reported in prior financial years.










Key Variable and Other Quantitative and Factors

Trends, Events, Uncertainties or Contingent Financial Obligation with Material Impact on Liquidity

The Company does not anticipate liquidity problem within the next twelve (12) months since it has adequate amount of cash to pay its maturing obligations and to support its working capital requirements.





Paxys, Inc. and Subsidiaries
Consolidated Trade Receivables Aging Schedule
As of September 30, 2022
(Amounts in Thousands)

Types of customers	Age of Receivables					Total
	<30 days	31-60 days	61-90 days	90-120 days	>120 days	
International	P1	1	P-	P-	P	P2
Local	659	-	-	-	10,041	10,700
	660	1	-	-	10,041	10,702
Allowance for impairment losses	-	-	-	-	(9,116)	(9,116)
	P660	P1	P-	P-	P925	P1,586

 Delete  Archive  Report  Reply  Reply all  Forward   

Re: PaxysInc_Amended SEC Form17Q_11Nov2022

IS **ICTD Submission**
To: Investor Relations

    ...
Fri 11/11/2022 4:14 PM

Your report/document has been SUCCESSFULLY ACCEPTED by ICTD. (Subject to Verification and Review of the Quality of the Attached Document) Official copy of the submitted document/report with Barcode Page (Confirmation Receipt) will be made available after 15 days from receipt through the SEC Express System at the SEC website at www.sec.gov.ph

NOTICE

Please be informed that pursuant to SEC Memorandum Circular No. 3, series of 2021, scanned copies of the printed reports with wet signature and proper notarization shall be filed in PORTABLE DOCUMENT FORMAT (PDF) Secondary Reports such as: 17-A, 17-C, 17-L, 17-Q, ICASR, ICA-QR, ICA-AR, 23-A, 23-B, I-ACGR, ACGR, Monthly Reports, Quarterly Reports, Letters, OPC(ALTERNATE NOMINEE),GIS-G, 52-AR, IHAR,AMLA-CF,NPM,NPAM, BP-FCLC, CHINESEWALL, 39-AR,36-AR, PNFS, MCG, S10/SEC-NTCE-EXEMPT, through email at

ictdsubmission@sec.gov.ph

Note: All submissions through this email are no longer required to submit the hard copy thru mail, eFAST or over- the- counter.

For those applications that require payment of filing fees, these still need to be filed and sent via email with the SEC RESPECTIVE OPERATING DEPARTMENT.

Further, note that other reports shall be filed thru the ELECTRONIC FILING AND SUBMISSION TOOL (eFAST) such as: AFS, GIS, GFFS, LCFS, LCIF, FCFS. FCIF, IHFS, BDFS, PHFS etc. ANO, ANHAM, FS-PARENT, FS-CONSOLIDATED, OPC_AO, AFS WITH NSPO FORM 1,2,3 AND 4,5,6, AFS WITH NSPO FORM 1,2,3 (FOUNDATIONS)

FOR MC28, please go to SEC website:

<https://apps010.sec.gov.ph>

**MINUTES OF THE ANNUAL MEETING
OF THE STOCKHOLDERS**

OF

PAXYS, INC.

on December 14, 2021 at 10:00 A.M.
Held via Zoom Webinar

CALL TO ORDER

The Chairman, Mr. Tarcisio M. Medalla¹, called the meeting to order and presided over the same. Mr. Medalla informed the attendees that, in compliance with Securities and Exchange Commission's Memorandum Circular No. 6, Series of 2020, Mr. Medalla informed the attendees that the meeting is being recorded. Mr. Medalla added that like last year, the annual meeting is held virtually or via remote communication in order to ensure and further safeguard everyone's health and safety during the global COVID-19 pandemic.

Mr. Medalla introduced the members of the Board of Directors who were present, namely, Roger Leo A. Cariño,² Christopher B. Maldia, Roberto A. Atendido, and Independent Director Jose Antonio A. Lichauco.³ The Corporate Secretary, Atty. Mayette H. Tapia, recorded the proceedings.

PROOF OF NOTICE AND CERTIFICATION OF QUORUM

The Corporate Secretary reported that pursuant to SEC's Notice dated April 20, 2020, the notice of the meeting was published - in print format on November 18 and 19, 2021 and online format on November 17, 2021 in the business sections of the Manila Times and The Philippine Star, both newspapers of general circulation. A copy of the notice, together with the Definitive Information Statement, minutes of the previous meeting, and other documents related to the meeting were also made accessible through the Corporation's website.

As set out in the Requirements and Procedure for Participation and Voting in the meeting, which was attached to the Company's Definitive Information

¹ Chairman of Executive Committee and of the Compensation Committee

² Treasurer

³ Chairman of Audit, Risk Management, and Related Party Transaction Committee

Statement and posted in the Company's website, stockholders who successfully registered within the prescribed period will be included in the determination of quorum. By voting *in absentia* or by proxy or by participating remotely in the meeting, a stockholder will be deemed present for purposes of determining quorum.

The Corporate Secretary announced that there were present, in person and by proxy, at least 976,601,235 shares representing at least 85.03% of the outstanding capital stock. The list of attendees and proxies is available at the office of the Corporation. She therefore certified that there was a quorum for the transaction of business.

PARTICIPATION AND VOTING PROCEDURES DURING THE VIRTUAL ANNUAL MEETING

The Corporate Secretary explained participation and voting procedures adopted for the virtual annual meeting. According to her, under the Company's By-Laws, every stockholder shall be entitled to one vote for each share of stock standing in his/her name in the books of the Corporation. For the election of directors, each stockholder may cumulate his/her votes.

Stockholders who successfully registered for the meeting were given the opportunity to cast their votes by voting through proxies, until 4 December 2021. There were five (5) items for approval excluding the adjournment, as indicated in the agenda set out in the Notice. The proposed resolutions for each of these items were also shown on the screen during the meeting.

For items other than the election of directors, the stockholders had the option to either vote in favor of or against a matter for approval, or to abstain.

For the election of directors, the stockholders had the option to vote their shares for each of the nominees, not vote for any nominee, or vote for one or some nominees only, in such number of shares as the stockholders prefer; provided that the total number of votes cast did not exceed the number of shares owned by them multiplied by the number of directors to be elected.

Votes received through proxy forms were validated by Professional Stock and Transfer Inc., the Company's stock and transfer agent. The results of the voting, with full details of the affirmative and negative votes, as well as abstentions, will be reflected in the minutes of the meeting.

For all items in the agenda to be approved during the meeting, other than the election of directors, the vote of the stockholders representing at least a majority of the outstanding capital stock will be sufficient to approve the matter.

For the election of directors, the seven (7) nominees receiving the highest number of votes will be declared the duly elected members of the Board of Directors for the current term.

Finally, stockholders, once successfully registered, were also given an opportunity to raise questions or express comments limited to the agenda items by submitting the same through email or through the Zoom portal during the meeting. Management will endeavor to reply to these questions or address these comments at the end of this meeting. It was also announced that questions not answered will be answered via email.

These participation and voting procedures are also contained in the Definitive Information Statement, accessible to all stockholders through the Corporation's website.

APPROVAL OF MINUTES OF PREVIOUS MEETING

The next item of business was the approval of the minutes of the previous meeting of the stockholders held on December 10, 2020, copies of which had been earlier distributed to the stockholders.

There being no objections, the reading of the minutes of the previous annual stockholders' meeting was dispensed with.

The Corporate Secretary noted for the record that stockholders owning at least 976,601,235 shares representing at least 85.03% of the outstanding capital stock, voted in favor of approving the minutes; 0 shares voted against; and 0 shares abstained on the matter. The affirmative votes are sufficient to approve the resolution.

Therefore, the following resolution was unanimously approved by the stockholders holding at least 85.03% of the outstanding capital stock of the Corporation:

“RESOLVED, that the minutes of the Annual Stockholders' Meeting of the Corporation held on December 10, 2020 be, as it is hereby, approved.”

ANNUAL REPORT

The next matter on the agenda was the Annual Report of Management to the stockholders. The Chairman, Mr. Tarcisio M. Medalla, presented the highlights of management report, copies of which had been previously distributed to the stockholders together with the audited financial statements as of calendar year ended December 31, 2020; third quarter report for the period ended September 30, 2020; and interim period financial report.

After the report, the Corporate Secretary presented the proposed resolution and the voting results.

The Corporate Secretary noted for the record that stockholders owning at least 976,601,235 shares representing at least 85.03% of the outstanding capital stock, voted in favor of approving the management report and audited financial statements for the year ended December 31, 2020; 0 shares voted against; and 0 shares abstained on the matter. The affirmative votes are sufficient to approve the resolution.

Therefore, based on the voting forms results, the following resolution was unanimously approved by the stockholders holding at least 85.03% of the outstanding capital stock of the Corporation:

“RESOLVED, that the Management Report as presented by the President and the Corporation’s audited financial statements for year ended December 31, 2020 be, as it is hereby, approved.”

Thereafter, the Corporate Secretary was requested to preside over the remainder of the meeting.

RATIFICATION OF CORPORATE ACTS

The Corporate Secretary stated that the next item on the agenda was the ratification of the acts of the Board of Directors, officers and management of the Corporation from the last annual stockholders’ meeting to date. There being no questions or objections, a motion was requested on the matter.

The Corporate Secretary noted that for the record that stockholders owning at least 976,601,235 shares representing at least 85.03% of the outstanding capital stock, voted in favor of ratifying and approving the acts; 0 shares voted against; and 0 shares abstained on the matter. The affirmative votes are sufficient to approve the resolution.

Based on the voting forms results, the following resolution was unanimously approved by the stockholders holding at least 85.03% of the outstanding capital stock of the Corporation:

“RESOLVED, that all acts, proceedings, transactions, contracts, agreements, resolutions, and deeds, authorized and entered into by the Board of Directors, Management, and/or Officers of Paxys, Inc. from the date of the last annual stockholders’ meeting up to the present be, as they are hereby, ratified, confirmed, and approved.”

ELECTION OF DIRECTORS

The next matter on the agenda was the election of the members of the Board of Directors of the Corporation.

The Corporate Secretary explained that in accordance with the Corporation’s Corporate Governance Manual, all nominations for director were reviewed and approved by the Nominations and Governance Committee. Under SEC rules, only nominees whose names have been submitted to and evaluated by the Nominations and Governance Committee, and whose names appear in the Final List of Candidates set forth in the Definitive Information Statement, shall be eligible for election as Independent Directors.

The following were nominated as members of the Board of Directors for the current term and until their successors are duly elected and qualified in accordance with the By-Laws:

1. TARCISIO M. MEDALLA
2. ROGER LEO A. CARIÑO
3. CHRISTOPHER B. MALDIA
4. LIM GHEE KEONG
5. ROBERTO A. ATENDIDO

and as Independent Directors:

6. GEORGE EDWIN Y. SYCIP
7. JOSE ANTONIO A. LICHAUCO

The Corporate Secretary noted that based on the tabulation and validation by our stock and transfer agent, stockholders owning at least at least 976,601,235

shares representing at least 85.03% of the outstanding capital stock, voted to elect all the seven (7) candidates to the Board of Directors. The Corporate Secretary also flashed on the screen the summary of the votes received by each candidate.

Based on the tabulation and validation by our stock and transfer agent, and there being only seven (7) nominees to the seven (7) available seats for directors, the above nominees were unanimously elected by the stockholders holding at least 85.03% of the outstanding capital stock of the Corporation, as directors for the current year to serve as such for a period of one year and until their successors are duly elected and qualified.

The Chairman also declared that the Corporation reelect its independent directors on the Board are Mr. George Edwin Y. Sycip and Mr. Jose Antonio A. Lichauco.

APPOINTMENT OF EXTERNAL AUDITORS

Thereafter, the meeting proceeded with the appointment of the external auditors of the Corporation for the current year. The Company's Audit and Governance Committee endorsed its reappointment following the review of the qualifications and performance of Reyes Tacandong & Co.

The Corporate Secretary noted that note for the record that stockholders owning at least 976,601,235 shares representing at least 85.03% of the outstanding capital stock, voted in favor of the appointment of Reyes, Tacandong & Company; 0 shares voted against; and 0 shares abstained on the matter. The affirmative votes are sufficient to approve the resolution.

There being no objection, and based on the voting forms result, the following resolution was approved by the stockholders holding at least 85.04% of the outstanding capital stock of the Corporation:

"RESOLVED, that the accounting firm of Reyes Tacandong & Company be re-appointed external auditors of the Corporation for the year 2021-2022."

OTHER MATTERS/QUESTION AND ANSWER

The Chairman inquired if there were any questions or comments on the agenda submitted by email or through the meeting portal. The Corporate Secretary confirmed that there were no questions or comments received by email or

through the meeting portal, prior to the meeting. The Corporate Secretary reminded the attendees that for any questions that may have been raised through email or on the meeting portal during this meeting, the response will be sent via email.

ADJOURNMENT

There being no further business to transact on motion duly made and seconded, the meeting was adjourned.

MAYETTE H. TAPIA
Corporate Secretary

ATTESTED:

TARCISIO M. MEDALLA
Chairman of the Stockholders' Meeting



December 6, 2021

PAXYS, INC.

15th Floor 6750 Ayala Office Tower
Ayala Avenue, Makati City 1226

Attention: **Atty. Mayette H. Tapia**
Corporate Secretary

Subject: ASM of PAX on December 14, 2021

Gentlemen:

We submit the pre-registration documents that you need for your Annual Stockholders Meeting (ASM) scheduled on December 14, 2021, to wit:

1. Certification on the total shares represented in proxies and in persons
2. Tabulation of Proxies
3. List of Proxy Holders
4. List of Attendees

We trust that you will find the above-cited documents in order.

Thank you.

Very truly yours,

A handwritten signature in black ink, appearing to read 'Jenny C. Serafica', is written over a horizontal line.

JENNY C. SERAFICA
President

CERTIFICATION

December 6, 2021

I, Jenny C. Serafica, of legal age, Filipino and with office address at Professional Stock Transfer, Inc., 10th Flr., Telecom Plaza Building, 316 Sen. Gil Puyat Avenue, Makati City, hereby certify that:

1. I am the President of Professional Stock Transfer, Inc. (PSTI) a corporation duly organized and existing under and by virtue of the laws of the Philippines.
2. PSTI is the stock transfer agent of **PAXYS, (PAX)** a corporation duly organized and existing under and by virtue of the laws of the Philippines with principal office at 15th Floor 6750 Ayala Office Tower, Ayala Avenue, Makati City 1226 .
3. as stock transfer agent of PAX, PSTI maintains the shareholdings records of the shareholders of PAX.
4. that the total shares represented in proxies and in persons for the Annual Stockholders Meeting of PAXYS, Inc. scheduled on December 14, 2021 is **976,601,235** shares equivalent to **85.03%** of the total **1,148,534,866** outstanding shares of PAXYS, Inc. as of October 29, 2021

This certification is for the Annual Stockholders' Meeting of PAXYS, Inc. on December 14, 2021.


JENNY C. SERAFICA
President

PAXYS, INC.
ANNUAL STOCKHOLDERS' MEETING
December 14, 2021
Total Outstanding Shares: 1,148,534,866

TOTAL NUMBER OF VOTES

	<u>NO. OF SHARES</u>	<u>%</u>
PROXIES:	976,466,515	85.02%
IN PERSON:	<u>134,720</u>	<u>0.01%</u>
TOTAL VOTES	<u>976,601,235</u>	<u>85.03%</u>

Submitted by:



JENNY C. SERAFICA
President

PAXYS, INC.
ANNUAL STOCKHOLDERS' MEETING
December 14, 2021
Total Outstanding Shares : 1,148,534,866

LIST OF PROXY HOLDER

NOMINEE

TARCISIO M. MEDALLA
CHAIRMAN OF THE MEETING

Deutsche Bank Manila Client AC (PCD) FAO Paxys N.V.	345,622,477
All Asia Customer Services Holdings, Ltd.	621,260,820
AB Capital Sec., Inc. (PCD) FAO of All Asia Customer Services Holdings Ltd.	3,970,818
S.J. Roxas & Co., Inc. (PCD) FAO of All Asia Customer Services Holdings Ltd.	5,612,400

GRAND TOTAL

976,466,515

85.02%

Submitted by:


JENNY C. SERAFICA
President

**PAXYS, INC.
ANNUAL STOCKHOLDERS' MEETING
December 14, 2021
Total Outstanding Shares: 1,148,534,866**

LIST OF ATTENDEES

PROXY HOLDER

**Tarcisio M. Medalla
Chairman of the Meeting**

Deutsche Bank Manila Client AC (PCD) FAO Paxys N.V.
All Asia Customer Services Holdings, Ltd.
AB Capital Sec. Inc. (PCD) FAO of All Asia Customer Services Holdings Ltd.
S.J. Roxas & Co., Inc. (PCD) FAO of All Asia Customer Services Holdings Ltd.

IN PERSON:

Tarcisio M. Medalla
Ghee Keong Lim
Roger Leo A. Carino
Christopher B. Maldia
Roberto A. Atendido
Jose Antonio A. Lichauco
George Edwin Y. Sycip
Atty. Mayette Tapia

Submitted by:


JENNY C. SERAFICA
President

STATEMENT OF MANAGEMENT'S RESPONSIBILITY FOR FINANCIAL STATEMENTS

The management of **Paxys, Inc. and Subsidiaries** (the Group) is responsible for the preparation and fair presentation of the consolidated financial statements as at December 31, 2021 and 2020 and for each of the three years in the period ended December 31, 2021, including the schedules attached therein, in accordance with the prescribed financial reporting framework indicated therein, and for such internal control as management determines is necessary to enable the preparation of the consolidated financial statements that are free from material misstatement, whether due to fraud or error.

In preparing the consolidated financial statements, management is responsible for assessing the Group's ability to continue as a going concern, disclosing, as applicable, matters related to going concern and using the going concern basis of accounting unless management either intends to liquidate the Group or to cease operations, or has no realistic alternative to do so.

The Board of Directors is responsible for overseeing the Group's financial reporting process.

The Board of Directors reviews and approves the consolidated financial statements, including the schedules attached therein, and submits the same to the stockholders.

Reyes Tacandong & Co., the independent auditor appointed by the stockholders, has audited the consolidated financial statements of the Group in accordance with Philippine Standards on Auditing, and in its report to the stockholders, has expressed its opinion on the fairness of presentation upon completion of such audit.



Tarcisio M. Medalla
Chairman of the Board and President



Pablito O. Lim
Group Chief Financial Officer

Signed this 28th day of March 2022.

SUBSCRIBED AND SWORN BEFORE
ME IN CITY OF MAKATI THIS 31 MAR 2022

15th Floor • 6750 Ayala Office Tower
Ayala Avenue, Makati City, Philippines 1226
Tel No. (02) 8250-3800 • Fax No. (02) 8250-3801
www.paxys.com

ATTY. JOSHUA P. LAPUZ
Notary Public for Makati City

Appointment No. M-19 until 12/31/2023
Roll No. 45790 / IBP Life No. 04897 / 07-03-03
PTR - O.R. No. 8852510 / 01-03-22 / Makati City
MCLE No VI-0016565 / 01-14-19
G/F Pedman Suites, 199 Salcedo Street,
Legaspi Village, Makati City

DOC NO. 372
PAGE NO. 76
BOOK NO. 4
SERIES OF 2022

COVER SHEET

for
AUDITED FINANCIAL STATEMENTS

SEC Registration Number

6 6 0 9

COMPANY NAME

P A X Y S , I N C . A N D S U B S I D I A R I E S

PRINCIPAL OFFICE (No./Street/Barangay/City/Town/Province)

1 5 t h F l o o r , 6 7 5 0 A y a l a O f f i c e T o w e r ,
A y a l a A v e n u e , M a k a t i C i t y

Form Type

A A C F S

Department requiring the report

C R M D

Secondary License Type, If Applicable

N / A

COMPANY INFORMATION

Company's Email Address

investor_relations@paxys.com

Company's Telephone Number/s

(632) 8250-3800

Mobile Number

0919-088-5563

No. of Stockholders

714

Annual Meeting (Month / Day)

December 10

Calendar Year (Month / Day)

December 31

CONTACT PERSON INFORMATION

The designated contact person **MUST** be an Officer of the Corporation

Name of Contact Person

Atty. Mayette H. Tapia

Email Address

mayette.tapia@paxys.com

Telephone Number/s

(632) 8250-3800

Mobile Number

-

CONTACT PERSON'S ADDRESS

15th Floor, 6750 Ayala Office Tower, Ayala Avenue, Makati City

NOTE 1: In case of death, resignation or cessation of office of the officer designated as contact person, such incident shall be reported to the Commission within thirty (30) calendar days from the occurrence thereof with information and complete contact details of the new contact person designated.

2: All boxes must be properly and completely filled-up. Failure to do so shall cause the delay in updating the corporation's records with the Commission and/or non-receipt of Notice of Deficiencies. Further, non-receipt shall not excuse the corporation from liability for its deficiencies.



INDEPENDENT AUDITORS' REPORT

The Stockholders and the Board of Directors
Paxys, Inc.
15th Floor, 6750 Ayala Office Tower
Ayala Avenue, Makati City

Opinion

We have audited the accompanying consolidated financial statements of Paxys, Inc. and Subsidiaries (the Group), which comprise the consolidated statements of financial position as at December 31, 2021 and 2020 and the consolidated statements of income, consolidated statements of comprehensive income, consolidated statements of changes in equity and consolidated statements of cash flows for each of the three years in the period ended December 31, 2021, 2020 and 2019 and notes to consolidated financial statements, including a summary of significant accounting policies.

In our opinion, the consolidated financial statements present fairly, in all material respects, the consolidated financial position of the Group as at December 31, 2021 and 2020, and their consolidated financial performance and their consolidated cash flows for each of the three years in the period ended December 31, 2021 in accordance with Philippine Financial Reporting Standards (PFRS).

Basis for Opinion

We conducted our audits in accordance with Philippine Standards on Auditing (PSA). Our responsibilities under those standards are further described in the *Auditors' Responsibilities for the Audit of the Consolidated Financial Statements* section of our report. We are independent of the Group in accordance with the Code of Ethics for Professional Accountants in the Philippines (Code of Ethics) together with the ethical requirements that are relevant to the audit of the consolidated financial statements in the Philippines, and we have fulfilled our other ethical responsibilities in accordance with these requirements and the Code of Ethics. We believe that the audit evidence we have obtained is sufficient and appropriate to provide a basis for our opinion.

Key Audit Matters

Key audit matters are those matters that, in our professional judgment, were of most significance in our audit of the consolidated financial statements of the current year.

These matters were addressed in the context of our audit of the consolidated financial statements as a whole, and in forming our opinion thereon, and we do not provide a separate opinion on these matters.

Accounting for Financial Assets

The Group has significant amount of financial assets, which mainly consist of cash equivalents and investment securities. This is significant to our audit because the aggregate balance of financial assets amounting to ₱3,766.1 million as at December 31, 2021, which comprise 98% of the total assets, is substantial in relation to the consolidated financial statements as a whole.



We have assessed the propriety of recognition, classification and measurement, as well as management's assessment of the impairment of financial assets. Our audit procedures included, among others, (a) understanding of financial asset management and recording process; (b) verifying the existence of financial assets by obtaining external confirmations from custodians and examining underlying documents; (c) evaluating the propriety of the classification of financial instruments based on a duly approved business model; (d) testing the reasonableness of recognized interest income and the changes in fair values of financial assets measured at fair value through profit or loss and other comprehensive income; and (e) evaluating management's assessment of impairment losses on financial assets based on expected credit losses.

Necessary disclosures are included in Note 5, *Cash and Cash Equivalents*, Note 6, *Investment Securities*, and Note 23, *Financial Instruments*.

Other Information

Management is responsible for the other information. The other information comprises the information included in the Securities and Exchange Commission (SEC) Form 20-IS (Definitive Information Statement), SEC Form 17-A and Annual Report for the year ended December 31, 2021, but does not include the consolidated financial statements and our auditors' report thereon. The SEC Form 20-IS (Definitive Information Statement), SEC Form 17-A and Annual Report for the year ended December 31, 2021 are expected to be made available to us after the date of this auditors' report.

Our opinion on the consolidated financial statements does not cover the other information and we will not express any form of assurance conclusion thereon.

In connection with our audits of the consolidated financial statements, our responsibility is to read the other information identified in the foregoing when it becomes available and, in doing so, consider whether the other information is materially inconsistent with the consolidated financial statements or our knowledge obtained in the audits or otherwise appears to be materially misstated.

Responsibilities of Management and Those Charged with Governance for the Consolidated Financial Statements

Management is responsible for the preparation and fair presentation of the consolidated financial statements in accordance with PFRS, and for such internal control as management determines is necessary to enable the preparation of consolidated financial statements that are free from material misstatement, whether due to fraud or error.

In preparing the consolidated financial statements, management is responsible for assessing the Group's ability to continue as a going concern, disclosing, as applicable, matters related to going concern and using the going concern basis of accounting unless management either intends to liquidate the Group or to cease operations, or has no realistic alternative but to do so.

Those charged with governance are responsible for overseeing the Group's financial reporting process.



Auditors' Responsibility for the Audit of the Consolidated Financial Statements

Our objectives are to obtain reasonable assurance about whether the consolidated financial statements as a whole are free from material misstatement, whether due to fraud or error, and to issue an auditors' report that includes our opinion. Reasonable assurance is a high level of assurance, but is not a guarantee that an audit conducted in accordance with PSA will always detect a material misstatement when it exists. Misstatements can arise from fraud or error and are considered material if, individually or in the aggregate, these could reasonably be expected to influence the economic decisions of users taken on the basis of the consolidated financial statements.

As part of an audit in accordance with PSA, we exercise professional judgment and maintain professional skepticism throughout the audit. We also:

- Identify and assess the risks of material misstatement of the consolidated financial statements, whether due to fraud or error, design and perform audit procedures responsive to those risks, and obtain audit evidence that is sufficient and appropriate to provide a basis for our opinion. The risk of not detecting a material misstatement resulting from fraud is higher than for one resulting from error, as fraud may involve collusion, forgery, intentional omissions, misrepresentations, or the override of internal control.
- Obtain an understanding of internal control relevant to the audit in order to design audit procedures that are appropriate in the circumstances, but not for the purpose of expressing an opinion on the effectiveness of the Group's internal control.
- Evaluate the appropriateness of accounting policies used and the reasonableness of accounting estimates and related disclosures made by management.
- Conclude on the appropriateness of management's use of the going concern basis of accounting and, based on the audit evidence obtained, whether a material uncertainty exists related to events or conditions that may cast significant doubt on the Group's ability to continue as a going concern. If we conclude that a material uncertainty exists, we are required to draw attention in our auditors' report to the related disclosures in the consolidated financial statements or, if such disclosures are inadequate, to modify our opinion. Our conclusions are based on the audit evidence obtained up to the date of our auditors' report. However, future events or conditions may cause the Group to cease to continue as a going concern.
- Evaluate the overall presentation, structure and content of the consolidated financial statements, including the disclosures, and whether the consolidated financial statements represent the underlying transactions and events in a manner that achieves fair presentation.
- Obtain sufficient appropriate audit evidence regarding the financial information of the subsidiaries or business activities within the Group to express an opinion on the consolidated financial statements. We are responsible for the direction, supervision and performance of the group audit. We remain solely responsible for our audit opinion.



We communicate with those charged with governance regarding, among other matters, the planned scope and timing of the audit and significant audit findings, including any significant deficiencies in internal control that we identify during our audits.

We also provide those charged with governance with a statement that we have complied with relevant ethical requirements regarding independence, and communicate with them all relationships and other matters that may reasonably be thought to bear on our independence, and where applicable, related safeguards.

From the matters communicated with those charged with governance, we determine those matters that were of most significance in the audit of the consolidated financial statements of the current year and are therefore considered key audit matters. We describe these matters in our auditors' report unless law or regulation precludes public disclosure about the matter or when, in extremely rare circumstances, we determine that a matter should not be communicated in our report because the adverse consequences of doing so would reasonably be expected to outweigh the public interest benefits of such communication.

The engagement partner on the audit resulting in this independent auditors' report is Michelle R. Mendoza-Cruz.

REYES TACANDONG & Co.


MICHELLE R. MENDOZA-CRUZ

Partner

CPA Certificate No. 97380

Tax Identification No. 201-892-183-000

BOA Accreditation No. 4782; Valid until April 13, 2024

SEC Accreditation No. 97380-SEC Group A

Issued April 8, 2021

Valid for Financial Periods 2020 to 2024

BIR Accreditation No. 08-005144-012-2020

Valid until January 1, 2023

PTR No. 8851710

Issued January 3, 2022, Makati City

March 28, 2022

Makati City, Metro Manila

PAXYS, INC. AND SUBSIDIARIES
CONSOLIDATED STATEMENTS OF FINANCIAL POSITION
Amounts in Thousands

		December 31	
	Note	2021	2020
ASSETS			
Current Assets			
Cash and cash equivalents	5	P2,142,257	P2,549,467
Investment securities	6	1,582,570	1,049,800
Trade and other receivables	7	37,681	31,284
Other current assets	8	28,332	26,815
Total Current Assets		3,790,840	3,657,366
Noncurrent Assets			
Right-of-use assets	22	48,790	25,422
Property and equipment	10	2,016	2,928
Other noncurrent assets	11	8,812	7,576
Total Noncurrent Assets		59,618	35,926
		P3,850,458	P3,693,292
LIABILITIES AND EQUITY			
Current Liabilities			
Trade and other payables	12	P26,800	P25,041
Current portion of lease liabilities	22	13,902	8,379
Income tax payable		2	13
Total Current Liabilities		40,704	33,433
Noncurrent Liabilities			
Lease liabilities - net of current portion	22	36,114	16,391
Retirement liability	13	9,335	11,647
Other noncurrent liabilities		1,802	1,802
Total Noncurrent Liabilities		47,251	29,840
Total Liabilities		87,955	63,273
Equity			
	14		
Capital stock		1,148,535	1,148,535
Additional paid-in capital		451,364	451,364
Parent shares held by a subsidiary		(1,149,886)	(1,149,886)
Other equity reserves		431,288	285,391
Retained earnings		2,881,202	2,894,615
Total Equity		3,762,503	3,630,019
		P3,850,458	P3,693,292

See accompanying Notes to Consolidated Financial Statements.

PAXYS, INC. AND SUBSIDIARIES

CONSOLIDATED STATEMENTS OF INCOME

Amounts in Thousands, except Basic/Diluted Earnings (Loss) per Share

	Note	Years Ended December 31		
		2021	2020	2019
SERVICE INCOME		P44,680	P54,648	P78,506
COST OF SERVICES	16	(32,036)	(40,756)	(58,383)
GROSS PROFIT		12,644	13,892	20,123
GENERAL AND ADMINISTRATIVE EXPENSES	17	(76,486)	(89,504)	(100,390)
INTEREST INCOME	19	35,588	51,343	116,548
NET FOREIGN EXCHANGE GAIN (LOSS)		5,831	(4,203)	(2,758)
INTEREST EXPENSE	22	(1,530)	(1,267)	(1,526)
OTHER INCOME	19	12,955	8,215	2,712
INCOME (LOSS) BEFORE INCOME TAX		(10,998)	(21,524)	34,709
CURRENT INCOME TAX EXPENSE	20	2,415	4,401	10,427
NET INCOME (LOSS)		(P13,413)	(P25,925)	P24,282
BASIC/DILUTED EARNINGS (LOSS) PER SHARE	21	(P0.017)	(P0.032)	P0.030

See accompanying Notes to Consolidated Financial Statements.

PAXYS, INC. AND SUBSIDIARIES
CONSOLIDATED STATEMENTS OF COMPREHENSIVE INCOME
Amounts in Thousands

	Note	Years Ended December 31		
		2021	2020	2019
NET INCOME (LOSS)		(P13,413)	(P25,925)	P24,282
OTHER COMPREHENSIVE INCOME (LOSS)				
<i>Items to be Reclassified to Profit or Loss</i>				
Translation adjustments		165,669	(144,427)	(106,137)
Unrealized fair value gain (loss) on investment securities	6	(14,628)	10,160	5,874
Realized fair value gain on redemption of investment securities measured at fair value through other comprehensive income	6	(8,243)	(22)	-
<i>Item not to be Reclassified to Profit or Loss</i>				
Remeasurement gain (loss) on retirement liability	13	3,099	3,254	(669)
		145,897	(131,035)	(100,932)
TOTAL COMPREHENSIVE INCOME (LOSS)		P132,484	(P156,960)	(P76,650)

See accompanying Notes to Consolidated Financial Statements.

PAXYS, INC. AND SUBSIDIARIES
CONSOLIDATED STATEMENTS OF CHANGES IN EQUITY
Amounts in Thousands

		Years Ended December 31		
	Note	2021	2020	2019
CAPITAL STOCK				
Balance at beginning and end of year	14	₱1,148,535	₱1,148,535	₱1,148,535
ADDITIONAL PAID-IN CAPITAL				
Balance at beginning and end of year	14	451,364	451,364	451,364
PARENT SHARES HELD BY A SUBSIDIARY				
Balance at beginning and end of year	14	(1,149,886)	(1,149,886)	(1,149,886)
OTHER EQUITY RESERVES				
Cumulative Translation Adjustment				
Balance at beginning of year		272,699	417,126	523,263
Translation gain (loss)		165,669	(144,427)	(106,137)
Balance at end of year		438,368	272,699	417,126
Cumulative Fair Value Changes on Investment Securities				
Balance at beginning of year	6	11,334	1,196	(4,678)
Net unrealized gain (loss)		(14,628)	10,160	5,874
Realized fair value gain on redemption of investment securities reclassified to profit or loss		(8,243)	(22)	–
Balance at end of year		(11,537)	11,334	1,196
Cumulative Remeasurement Gains (Losses) on Retirement Liability				
Balance at beginning of year	13	1,358	(1,896)	(1,227)
Remeasurement gain (loss)		3,099	3,254	(669)
Balance at end of year		4,457	1,358	(1,896)
		431,288	285,391	416,426
RETAINED EARNINGS				
Balance at beginning of year	14	2,894,615	2,920,540	2,896,258
Net income (loss)		(13,413)	(25,925)	24,282
Balance at end of year		2,881,202	2,894,615	2,920,540
		₱3,762,503	₱3,630,019	₱3,786,979

See accompanying Notes to Consolidated Financial Statements.

PAXYS, INC. AND SUBSIDIARIES
CONSOLIDATED STATEMENTS OF CASH FLOWS
Amounts in Thousands

		Years Ended December 31		
	Note	2021	2020	2019
CASH FLOWS FROM OPERATING ACTIVITIES				
Income (loss) before income tax		(P10,998)	(P21,524)	P34,709
Adjustments for:				
Interest income	19	(35,588)	(51,343)	(116,548)
Depreciation and amortization	19	17,095	18,832	19,379
Gain on redemption of investment securities	19	(8,377)	(2,719)	–
Net unrealized foreign exchange loss (gain)		(5,607)	4,238	389
Interest expense on lease liabilities	22	1,530	1,267	1,526
Retirement benefits	13	787	1,357	1,344
Unrealized fair value gain on investment securities at fair value through profit or loss	19	(98)	(359)	(540)
Provision for impairment losses on input value-added tax	17	7	9	6
Reversal of long-outstanding trade and other payables	19	–	(788)	–
Operating loss before working capital changes		(41,249)	(51,030)	(59,735)
Decrease (increase) in:				
Investment securities measured at fair value through profit or loss	6	113,024	88,626	(254,345)
Trade and other receivables		(17,177)	(1,039)	(1,391)
Other current assets		(2,965)	(2,478)	(3,009)
Other noncurrent assets		–	–	216
Increase (decrease) in:				
Trade and other payables		(447)	(3,580)	(4,628)
Other noncurrent liabilities		–	–	453
Net cash generated from (used for) operations		51,186	30,499	(322,439)
Interest received		55,080	70,711	111,538
Income taxes paid		(2,426)	(4,410)	(10,613)
Net cash provided by (used in) operating activities		103,840	96,800	(221,514)
CASH FLOWS FROM INVESTING ACTIVITIES				
Additions to:				
Investment securities measured at amortized cost and at fair value through other comprehensive income	6	(1,099,705)	(847,165)	–
Property and equipment	10	(758)	(755)	(2,402)
Intangible assets	11	(15)	(114)	(26)
Proceeds from redemption of investment securities measured at amortized cost and fair value through other comprehensive income	6	479,089	149,279	450,786
Increase in due from related parties		(800)	(800)	(118)
Net cash provided by (used in) investing activities		(622,189)	(699,555)	448,240

(Forward)

	Note	Years Ended December 31		
		2021	2020	2019
CASH FLOW FROM A FINANCING ACTIVITY				
Payments of lease liabilities	22	(P14,858)	(P15,909)	(P15,378)
NET INCREASE (DECREASE) IN CASH AND CASH EQUIVALENTS		(533,207)	(618,664)	211,348
EFFECT OF EXCHANGE RATE CHANGES ON CASH AND CASH EQUIVALENTS		125,997	(119,667)	(78,860)
CASH AND CASH EQUIVALENTS AT BEGINNING OF YEAR		2,549,467	3,287,798	3,155,310
CASH AND CASH EQUIVALENTS AT END OF YEAR	5	P2,142,257	P2,549,467	P3,287,798

See accompanying Notes to Consolidated Financial Statements.

PAXYS, INC. AND SUBSIDIARIES

NOTES TO CONSOLIDATED FINANCIAL STATEMENTS

Amounts in Thousands, Except as Indicated

1. Corporate Information

Paxys, Inc. (Paxys or the Parent Company) is an investment holding company incorporated in the Philippines and listed (stock symbol: PAX) in the Philippine Stock Exchange (PSE). The Parent Company was formerly known as Fil-Hispano Holdings Corporation and registered with the Philippine Securities and Exchange Commission (SEC) on February 14, 1952. On June 18, 2001, the SEC approved the extension of the corporate existence of the Parent Company for 50 years until February 2052. However, in accordance with the Revised Corporation Code of the Philippines, effective February 23, 2019, the Parent Company shall have a perpetual existence.

On March 22, 1971, the shares of the Parent Company at ₱1 par value a share were listed with the PSE. As at December 31, 2021 and 2020, 1,148,534,866 common shares of the Parent Company are listed in the PSE and traded in the PSE at the price of ₱2.10 and ₱2.35 per share, respectively.

As at December 31, 2021 and 2020, the major shareholders of the Parent Company are All Asia Customer Services Holdings Ltd (AACSHL), a company incorporated in Hong Kong, and Paxys N.V., a wholly owned subsidiary of the Parent Company, with 54.93% and 30.09% equity interest, respectively.

Scopeworks Asia, Inc. (SWA), the operating subsidiary, provides outsourcing services such as data conversion, managed services, leasing and subleasing, and other outsourcing services.

The Parent Company and its subsidiaries are collectively referred herein as the Group.

The COVID-19 pandemic had significantly impacted the operations of the Group. Although the Group earned significantly lower revenues and interest income compared to prior year, management has reasonable expectation that the Group has adequate resources to continue its operation. The Group has sufficient liquidity to meet maturing obligations and to continue as a going concern.

The registered office address of the Parent Company is at 15th Floor, 6750 Ayala Office Tower, Ayala Avenue, Makati City.

Approval of the Consolidated Financial Statements

The accompanying consolidated financial statements as at December 31, 2021 and 2020 and for each of the three years in the period ended December 31, 2021, 2020 and 2019 were authorized for issue by the Board of Directors (BOD) on March 28, 2022, upon endorsement by the Group's Audit, Risk Management, and Related Party Transactions Committee on the same date.

2. Summary of Significant Accounting Policies

Basis of Preparation

The consolidated financial statements have been prepared in compliance with Philippine Financial Reporting Standards (PFRS) issued by the Philippine Financial Reporting Standards Council (FRSC) and adopted by the SEC. This financial reporting framework includes PFRS, Philippine Accounting Standards (PAS), Philippine Interpretations from International Financial Reporting Interpretations Committee (IFRIC) and the SEC provisions.

Measurement Bases

The consolidated financial statements are presented in Philippine Peso, which is the functional currency of the Parent Company. All amounts are rounded to the nearest thousands, unless otherwise stated.

The consolidated financial statements of the Group have been prepared on a historical cost basis, except for investment securities measured at fair value through profit or loss (FVPL) or fair value through other comprehensive income (FVOCI).

Historical cost is generally based on the fair value of the consideration given in exchange for an asset or the fair value of the consideration received in exchange for incurring a liability.

Fair value is the price that would be received to sell an asset or paid to transfer a liability in an orderly transaction between market participants at the measurement date.

The fair value measurement is based on the presumption that the transaction to sell the asset or transfer the liability takes place either: (a) in the principal market for the asset or liability; or (b) in the absence of a principal market, in the most advantageous market for the asset or liability. The principal or most advantageous market must be accessible to the Group.

The fair value of an asset or liability is measured using the assumptions that market participants would use when pricing the asset or liability, assuming that market participants act in their best economic interest.

The Group uses valuation techniques that are appropriate in the circumstances and for which sufficient data are available to measure fair value, maximizing the use of relevant observable inputs and minimizing the use of unobservable inputs.

All assets and liabilities for which fair value is measured and/or disclosed in the consolidated financial statements are categorized within the fair value hierarchy, described as follows, based on the lowest level input that is significant to the fair value measurement as a whole:

Level 1 - Quoted (unadjusted) market prices in the active market for identical assets or liabilities.

Level 2 - Valuation techniques for which the lowest level input that is significant to the fair value measurement is directly or indirectly observable.

Level 3 - Valuation techniques for which the lowest level input that is significant to the fair value measurement is unobservable.

For assets and liabilities that are recognized in the consolidated financial statements on a recurring basis, the Group determines whether transfers have occurred between levels in the hierarchy by reassessing categorization (based on the lowest level input that is significant to the fair value measurement as a whole) at the end of each reporting year.

For the purpose of fair value disclosures, the Group has determined classes of assets and liabilities on the basis of the nature, characteristics and risks of the asset or liability and the level of the fair value hierarchy as discussed in the foregoing.

Information about the assumptions made in measuring fair value is included in the following notes to consolidated financial statements:

Note 3, *Significant Judgments, Accounting Estimates and Assumptions*
Note 23, *Financial Instruments*

Adoption of Amended PFRS

The accounting policies adopted are consistent with those of the previous reporting year, except for the adoption of the following amended PFRS.

Effective for annual periods beginning on or after January 1, 2021:

- Amendment to PFRS 16, *Leases - COVID-19-Related Rent Concessions beyond June 30, 2021* – In 2020, PFRS 16 was amended to provide practical expedient to lessees from applying the requirements on lease modifications for eligible rent concessions that is a direct consequence of COVID-19 pandemic. A lessee may elect not to assess whether eligible rent concessions from a lessor is a lease modification. A lessee that makes this election accounts for any change in lease payments resulting from the COVID-19 related rent concession the same way it would account for a change that is not a lease modification, e.g., as a variable lease payment. This amendment is effective for annual reporting periods beginning on or after June 1, 2020, with earlier application permitted, and covers eligible rent concessions until June 30, 2021.

Due to the continuing impact of the pandemic, another amendment to PFRS 16 was issued in 2021, which allows lessees to extend the application of the practical expedient regarding COVID-19-related rent concessions to reduction in lease payments that are due on or before June 30, 2022. The 2021 amendment is mandatory for entities that elected to apply the previous amendment. Accordingly, the Group has applied the amendment in the current year financial statements.

Under prevailing circumstances, the adoption of the foregoing amended PFRS did not have any material effect on the consolidated financial statements of the Group. Additional disclosures were included in the consolidated financial statements, as applicable.

Amended PFRS Issued but Not yet Effective

Relevant amended PFRS, which are not yet effective as at December 31, 2021 and have not been applied in preparing the consolidated financial statements, are summarized below.

Effective for annual periods beginning on or after January 1, 2022:

- Amendments to PFRS 3, *Reference to Conceptual Framework* – The amendments will replace the reference of PFRS 3 from the 1989 Framework to the current 2018 Conceptual Framework. The amendments include an exception that specifies that, for some types of liabilities and contingent liabilities, an entity applying PFRS 3 should refer to PAS 37, *Provisions, Contingent Liabilities and Contingent Assets*, or IFRIC 21, *Levies*, instead of the Conceptual Framework. The requirement will ensure that the liabilities recognized in a business combination will remain the same as those recognized applying the current requirements in PFRS 3. The amendments also clarified that an acquirer shall not recognize contingent assets acquired in a business combination. The amendments should be applied prospectively.

- Amendments to PAS 16, *Property, Plant and Equipment – Proceeds Before Intended Use* – The amendments prohibit deducting from the cost of property, plant and equipment any proceeds from selling items produced while bringing that asset to the location and condition necessary for its intended use. Instead, the proceeds and related costs from such items shall be recognized in profit or loss. The amendments must be applied retrospectively to items of property, plant and equipment made available for use on or after the beginning of the earliest period presented when an entity first applied the amendments.
- Amendments to PAS 37, *Onerous Contracts - Cost of Fulfilling a Contract* – The amendments clarify that for the purpose of assessing whether a contract is onerous, the cost of fulfilling a contract comprises both the incremental costs of fulfilling that contract and an allocation of costs directly related to contract activities. The amendments apply to contracts existing at the date when the amendments are first applied. At the date of initial application, the cumulative effect of applying the amendments is recognized as an opening balance adjustment to retained earnings or other component of equity, as applicable. Accordingly, the comparatives are not restated. Earlier application is permitted.

Effective for annual periods beginning on or after January 1, 2023:

- Amendments to PAS 1, *Classification of Liabilities as Current or Non-current* – The amendments clarify the requirements for an entity to have the right to defer settlement of the liability for at least 12 months after the reporting period. The amendments also specify and clarify the following: (i) an entity's right to defer settlement must exist at the end of the reporting period, (ii) the classification is unaffected by management's intentions or expectations about whether the entity will exercise its right to defer settlement, (iii) how lending conditions affect classification, and (iv) requirements for classifying liabilities where an entity will or may settle by issuing its own equity instruments. The amendments must be applied retrospectively. Earlier application is permitted.
- Amendments to PAS 1 and PFRS Practice Statement 2, *Disclosure Initiative – Accounting Policies* – The amendments require an entity to disclose its material accounting policies, instead of its significant accounting policies and provide guidance on how an entity applies the concept of materiality in making decisions about accounting policy disclosures. In assessing the materiality of accounting policy information, entities need to consider both the size of the transactions, other events or conditions and its nature. The amendments clarify (1) that accounting policy information may be material because of its nature, even if the related amounts are immaterial, (2) that accounting policy information is material if users of an entity's financial statements would need it to understand other material information in the financial statements, and (3) if an entity discloses immaterial accounting policy information, such information should not obscure material accounting policy information. In addition, PFRS Practice Statement 2, *Making Materiality Judgements*, is amended by adding guidance and examples to explain and demonstrate the application of the 'four-step materiality process' to accounting policy information. The amendments should be applied prospectively. Earlier application is permitted.
- Amendments to PAS 8, *Definition of Accounting Estimates* – The amendments clarify the distinction between changes in accounting estimates and changes in accounting policies, and the correction of errors. Under the new definition, accounting estimates are "monetary amounts in financial statements that are subject to measurement uncertainty". An entity develops an accounting estimate if an accounting policy requires an item in the financial statements to be measured in a way that involves measurement uncertainty.

The amendments clarify that a change in accounting estimate that results from new information or new developments is not a correction of an error, and that the effects of a change in an input or a measurement technique used to develop an accounting estimate are changes in accounting estimates if they do not result from the correction of prior period errors. A change in an accounting estimate may affect only the profit or loss in the current period, or the profit or loss of both the current and future periods. Earlier application is permitted.

- Amendments to PAS 12, *Deferred Tax Related Assets and Liabilities from a Single Transaction* – The amendments require companies to recognize deferred tax on transactions that, on initial recognition, give rise to equal amounts of taxable and deductible temporary differences. Earlier application is permitted.

Deferred effectivity -

- Amendments to PFRS 10, *Consolidated Financial Statements*, and PAS 28 - *Sale or Contribution of Assets Between an Investor and its Associate or Joint Venture* – The amendments address a conflicting provision under the two standards. It clarifies that a gain or loss shall be recognized fully when the transaction involves a business, and partially if it involves assets that do not constitute a business. The effective date of the amendments, initially set for annual periods beginning on or after January 1, 2016, was deferred indefinitely in December 2015 but earlier application is still permitted.

Under prevailing circumstances, the adoption of the foregoing amended PFRS is not expected to have any material effect on the consolidated financial statements of the Group. Additional disclosures will be included in the consolidated financial statements, as applicable.

Basis of Consolidation

The consolidated financial statements include the accounts of the Parent Company and its subsidiaries, which it controls as at December 31 of each year. The Parent Company has control when it is exposed, or has right, to variable returns from its investment with the investee and it has the ability to affect those returns through its powers over the investee.

The wholly-owned subsidiaries of the Parent Company are as follows:

	Line of Business	Principal Place of Business
Paxys N.V.	Investment holding	Curacao
Paxys Ltd.	Investment holding	Hong Kong
SWA	Business process outsourcing	Philippines
Paxys Realty, Inc. (PRI)	Real estate	Philippines
Paxys Global Services Pte. Ltd. (PGSPL)	Business process outsourcing	Singapore
Regional Operating Headquarters of PGSPL (PGS ROHQ)	Shared services	Philippines

PRI, PGSPL and PGS ROHQ are currently not in operations.

Each entity determines its own functional currency, which is the currency that best reflects the economic substance of the underlying events and circumstances relevant to the entity, and items included in the financial statements of each entity are measured using that functional currency.

The functional currency of all the subsidiaries, except Paxys N.V. and Paxys Ltd., is the Philippine Peso. The functional currency of Paxys N.V. and Paxys Ltd. is the United States Dollar (US\$). As at reporting date, the assets and liabilities of Paxys N.V. and Paxys Ltd. have been translated to the functional and presentation currency of the Parent Company (the Philippine Peso) at the closing exchange rate, while the profit and loss accounts are translated using weighted average exchange rate. The exchange differences arising on the translation of these accounts recorded in the "Cumulative translation adjustment," a separate component of equity included as part of "Other equity reserves."

Subsidiaries are consolidated from the date of acquisition or incorporation, being the date on which the Parent Company obtains control, and continue to be consolidated until the date such control ceases. Assets, liabilities, income and expenses of a subsidiary acquired or disposed of during the year are included in the consolidated financial statements from the date the Group gains control until the date the Group ceases to control the subsidiary.

Changes in the controlling equity ownership (i.e., acquisition of non-controlling interest or partial disposal of equity interest over a subsidiary) that do not result in a loss of control are accounted for as equity transactions.

When the Parent Company has less than a majority of the voting or similar rights of an investee, the Parent Company considers all relevant facts and circumstances in assessing whether it has power over an investee, including:

- The contractual arrangement with the other vote holders of the investee;
- Rights arising from other contractual arrangements; or
- The Parent Company's voting rights and potential voting rights.

The Parent Company re-assesses whether or not it controls an investee if facts and circumstances indicate that there are changes to one or more of the three elements of control.

The separate financial statements of the subsidiaries are prepared for the same reporting year as the Parent Company, using uniform accounting policies. All intra-group balances, transactions, unrealized gains and losses resulting from intra-group transactions and dividends are eliminated in full.

If the Parent Company loses control over a subsidiary, it:

- Derecognizes the assets and liabilities of the former subsidiary from the consolidated statement of financial position;
- Recognizes any investment retained in the former subsidiary when control is lost and subsequently accounts for it and for any amounts owed by or to the former subsidiary in accordance with relevant PFRS. The remaining equity interest is remeasured and the remeasured value is regarded as the fair value on initial recognition of a financial asset, when appropriate, the cost on initial recognition of an investment in an associate or joint venture; and
- Recognizes the gain or loss associated with the loss of control attributable to the former controlling interest.

Business Combinations and Goodwill

Business combinations are accounted for using the acquisition method. The cost of an acquisition is measured as the aggregate of the consideration transferred, measured at acquisition date fair value and the amount of any non-controlling interest in the acquiree. For each business combination, the acquirer measures the non-controlling interest in the acquiree either at fair value or at the proportionate share of the acquiree's identifiable net assets. Transaction costs incurred are recognized as expenses.

When the Group acquires a business, it assesses the financial assets and liabilities assumed for appropriate classification and designation in accordance with the contractual terms, economic circumstances and pertinent conditions as at the acquisition date. This includes the separation of embedded derivatives in host contracts by the acquiree.

If the business combination is achieved in stages, the acquisition date fair value of the acquirer's previously held equity interest in the acquiree is remeasured to fair value at the acquisition date through profit or loss.

Any contingent consideration to be transferred by the acquirer will be recognized at fair value at the acquisition date. Subsequent changes to the fair value of the contingent consideration which is deemed to be an asset or liability will be recognized either in profit or loss or as a change to other comprehensive income. If the contingent consideration is classified as equity, it should not be remeasured. Subsequent settlement is accounted for within equity. In instance where the contingent consideration does not fall within the scope of PFRS 9, it is measured in accordance with the appropriate PFRS.

Goodwill is initially measured at cost being the excess of the aggregate of the consideration transferred and the amount recognized for non-controlling interest over the net identifiable assets acquired and liabilities assumed. If this consideration is lower than the fair value of the net assets of the subsidiary acquired, the difference is recognized in profit or loss. If the initial accounting for business combination can be determined only provisionally by the end of the year by which the combination is effected because either the fair values to be assigned to the acquiree's identifiable assets, liabilities or contingent liabilities or the cost of the combination can be determined only provisionally, the Group accounts the combination using provisional values. Adjustments to these provisional values as a result of completing the initial accounting should be made within 12 months from the acquisition date. The carrying amount of an identifiable asset, liability or contingent liability that is recognized as a result of completing the initial accounting should be calculated as if its fair value at the acquisition date had been recognized from that date and goodwill or any gain recognized should be adjusted from the acquisition date by an amount equal to the adjustment to the fair value at the acquisition date of the identifiable asset, liability or contingent liability being recognized or adjusted.

After initial recognition, goodwill is measured at cost less any accumulated impairment losses. For the purpose of impairment testing, goodwill acquired in a business combination is, from the acquisition date, allocated to each of the Group's cash-generating units that are expected to benefit from the combination, irrespective of whether other assets or liabilities of the acquiree are assigned to those units.

Where goodwill forms part of a cash-generating unit and part of the operation within that unit is disposed of, the goodwill associated with the operation disposed of is included in the carrying amount of the operation when determining the gain or loss on disposal of the operation.

Goodwill disposed of in this circumstance is measured based on the relative values of the operation disposed of and the portion of the cash-generating unit retained.

Financial Assets and Liabilities

Date of Recognition. The Group recognizes a financial asset or liability in the consolidated statement of financial position when the Group becomes a party to the contractual provisions of a financial instrument. In the case of a regular way of purchase or sale of financial assets, recognition and derecognition, as applicable, is done using settlement date accounting.

Initial Recognition and Measurement. Financial instruments are recognized initially at fair value, which is the fair value of the consideration given (in case of an asset) or received (in case of a liability). The initial measurement of financial instruments, except for those measured or designated at FVPL, includes transaction cost.

“Day 1” Difference. Where the transaction in a non-active market is different from the fair value of other observable current market transactions in the same instrument or based on a valuation technique whose variables include only data from observable market, the Group recognizes the difference between the transaction price and fair value (a “Day 1” difference) in profit or loss. In cases where there is no observable data on inception, the Group deems the transaction price as the best estimate of fair value and recognizes “Day 1” difference in profit or loss when the inputs become observable or when the instrument is derecognized. For each transaction, the Group determines the appropriate method of recognizing the “Day 1” difference.

Financial Assets

Classification. The Group classifies its financial assets at initial recognition under the following categories: (a) financial assets at FVPL, (b) financial assets at amortized cost and (c) financial assets at FVOCI. The classification of a financial instrument largely depends on the Group’s business model and its contractual cash flow characteristics.

Financial Assets at FVPL. Financial assets that do not meet the criteria for being measured at amortized cost or FVOCI are classified under this category. Specifically, financial assets at FVPL include financial assets that are (a) held for trading, (b) designated upon initial recognition at FVPL, or (c) mandatorily required to be measured at fair value.

Financial assets are classified as held for trading if these are acquired for the purpose of selling or repurchasing in the near term. Derivatives, including separated embedded derivatives, are also classified as held for trading unless these are designated as effective hedging instruments. Financial assets with cash flows that are not solely payments of principal and interest are classified and measured at FVPL, irrespective of the business model. Notwithstanding the criteria for debt instruments to be classified at amortized cost or at FVOCI, debt instruments may be designated at FVPL on initial recognition if doing so eliminates, or significantly reduces, an accounting mismatch.

Financial assets at FVPL are measured at fair value at each reporting date, with any fair value gains or losses recognized in profit or loss to the extent these are not part of a designated hedging relationship.

This category includes investments in Unit Investment Trust Fund (UITF).

Financial Assets at FVOCI. For debt instruments, financial assets should be measured at fair value through other comprehensive income if both of the following conditions are met:

- the financial asset is held within a business model whose objective is to hold financial assets in order to collect contractual cash flows and to sell the financial assets; and
- the contractual terms of the financial asset give rise on specified dates to cash flows that are solely payments of principal and interest on the principal amount outstanding.

For equity instruments, the Group irrevocably designates the financial asset to be measured at FVOCI notwithstanding the foregoing conditions.

Financial assets at FVOCI are initially measured at fair value plus transaction costs. After initial recognition, interest income (calculated using the effective interest method), foreign currency gains or losses and impairment losses of debt instruments measured at FVOCI are recognized directly in profit or loss. When debt instruments carried at FVOCI are derecognized, the cumulative gains or losses previously recognized in other comprehensive income are reclassified from equity to profit or loss as a reclassification adjustment.

Dividends from equity instruments held at FVOCI are recognized in profit or loss when the right to receive payment is established, unless the dividend clearly represents a recovery of part of the cost of the investment. Foreign currency gains or losses and unrealized gains or losses from equity instruments are recognized in other comprehensive income and presented in the equity section of the statements of financial position. These fair value changes are recognized in equity and are not reclassified to profit or loss in subsequent years.

This category includes investments in various bonds.

Financial Assets at Amortized Cost. A financial asset should be measured at amortized cost if both of the following conditions are met:

- the financial asset is held within a business model whose objective is to hold financial assets in order to collect contractual cash flows; and
- the contractual terms of the financial asset give rise on specified dates to cash flows that are solely payments of principal and interest on the principal amount outstanding.

After initial recognition, financial assets at amortized cost are subsequently measured at amortized cost using the effective interest method, less allowance for impairment, if any. Amortized cost is calculated by taking into account any discount or premium on acquisition and fees that are an integral part of the effective interest rate. Gains and losses are recognized in profit or loss when the financial assets are derecognized, impaired and through an amortization process.

Financial assets at amortized cost are included under current assets if maturity is within 12 months from the reporting date. Otherwise, these are classified as noncurrent assets.

The Group classifies its cash and cash equivalents, trade and other receivables, investment in bonds and rental and security deposits under this category.

Financial Liabilities

Classification. The Group classifies its financial liabilities at initial recognition as either financial liabilities at FVPL or financial liabilities at amortized cost. The classification of a financial instrument largely depends on the Group's business model and its contractual cash flow characteristics.

The Group does not have financial instruments classified as financial liabilities at FVPL.

Financial Liabilities at Amortized Cost. Financial liabilities are categorized as financial liabilities at amortized cost unless either the financial liability is held for trading and is therefore required to be measured at FVPL or the entity elects to measure the liability at FVPL. Financial liabilities are recognized when the substance of the contractual arrangement results in the Group having an obligation either to deliver cash or another financial asset to the holder, or to settle the obligation other than by the exchange of a fixed amount of cash or another financial asset for a fixed number of its own equity instruments. These financial liabilities are initially recognized at fair value less any directly attributable transaction costs.

After initial recognition, these financial liabilities are subsequently measured at amortized cost using the effective interest method. Amortized cost is calculated by taking into account any discount or premium on the issue and fees that are an integral part of the effective interest rate. Gains and losses are recognized in profit or loss when the liabilities are derecognized or through the amortization process.

The Group classifies its trade and other payables (excluding statutory payables), lease liabilities and other noncurrent liabilities under this category.

Reclassification

The Group reclassifies its financial assets when, and only when, the Group changes its business model for managing those financial assets. The reclassification is applied prospectively from the first day of the first reporting year following the change in the business model (reclassification date).

For a financial asset reclassified out of the financial assets at amortized cost category to financial assets at FVPL, any gain or loss arising from the difference between the previous amortized cost of the financial asset and fair value is recognized in profit or loss.

For a financial asset reclassified out of the financial assets at amortized cost category to financial assets at FVOCI, any gain or loss arising from a difference between the previous amortized cost of the financial asset and fair value is recognized in other comprehensive income.

For a financial asset reclassified out of the financial assets at FVPL category to financial assets at amortized cost, its fair value at the reclassification date becomes its new carrying amount.

For a financial asset reclassified out of the financial assets at FVOCI category to financial assets at amortized cost, any gain or loss previously recognized in other comprehensive income, and any difference between the new amortized cost and maturity amount, are amortized to profit or loss over the remaining life of the investment using the effective interest method. If the financial asset is subsequently impaired, any gain or loss that has been recognized in other comprehensive income is reclassified from equity to profit or loss.

In the case of a financial asset that does not have a fixed maturity, the gain or loss shall be recognized in profit or loss when the financial asset is sold or disposed of. If the financial asset is subsequently impaired, any previous gain or loss that has been recognized in other comprehensive income is reclassified from equity to profit or loss.

For a financial asset reclassified out of the financial assets at FVPL category to financial assets at FVOCI, its fair value at the reclassification date becomes its new carrying amount. Meanwhile, for a financial asset reclassified out of the financial assets at FVOCI category to financial assets at FVPL, the cumulative gain or loss previously recognized in other comprehensive income is reclassified from equity to profit or loss as a reclassification adjustment at the reclassification date.

Impairment of Financial Assets

The Group assesses at the end of each reporting year whether a financial asset or a group of financial assets is impaired.

The Group recognizes impairment loss based on expected credit loss (ECL), which is the difference between the contractual cash flows due in accordance with the contract and all the cash flows that the Group expects to receive. The difference is then discounted at an approximation to the asset's original effective interest rate.

For trade receivables, the Group calculates impairment based on lifetime ECL using a provision matrix that is based on its historical credit loss experience, adjusted for forward-looking factors specific to the debtors and the economic environment.

For other financial assets at amortized cost, which comprise cash equivalents, investment securities, other receivables (including due from related parties) and rental and security deposits, ECL is based on 12-month ECL, which pertains to the portion of lifetime ECL that results from default events on a financial instrument that are possible within 12 months after the reporting date.

However, when there has been a significant increase in credit risk since initial recognition, the allowance will be based on the lifetime ECL. When determining whether the credit risk of a financial asset has increased significantly since initial recognition, the Group compares the risk of a default occurring on the financial instrument as at the reporting date with the risk of a default occurring on the financial instrument as at the date of initial recognition and considers reasonable and supportable information, that is available without undue cost or effort and indicative of significant increases in credit risk since initial recognition.

For a financial asset that is credit-impaired at the reporting date, an entity should measure the ECL as the difference between the asset's gross carrying amount and the present value of estimated future cash flows discounted at the financial asset's original effective interest rate. A financial asset is credit-impaired when one or more events that have a detrimental impact on the estimated future cash flows of that financial asset have occurred. Evidence that a financial asset is credit-impaired includes observable data about the following events, among others: (a) significant financial difficulty of the issuer or the borrower; (b) a breach of contract, such as a default or past due event or (c) the disappearance of an active market for that financial asset because of financial difficulties. It may not be possible to identify a single discrete event instead, the combined effect of several events may have caused financial assets to become credit-impaired.

Financial assets are written off when the Group has no reasonable expectations of recovering a financial asset in its entirety or a portion thereof.

Derecognition of Financial Assets and Liabilities

A financial asset (or where applicable, a part of a financial asset or part of a group of similar financial assets) is derecognized by the Group when:

- The rights to receive cash flows from the asset has expired; or
- The Group retains the right to receive cash flows from the asset, but has assumed an obligation to pay them in full without material delay to a third party under a “pass-through” arrangement; or
- The Group has transferred its rights to receive cash flows from the asset and either (a) has transferred substantially all the risks and benefits of the asset, or (b) has neither transferred nor retained substantially all the risks and benefits of the asset, but has transferred control over the asset.

Where the Group has transferred its rights to receive cash flows from an asset and has neither transferred nor retained substantially all the risks and benefits of the asset nor transferred control of the asset, the asset is recognized to the extent of the Group’s continuing involvement in the asset. Continuing involvement that takes the form of a guarantee over the transferred asset, if any, is measured at the lower of original carrying amount of the asset and the maximum amount of consideration that the Group could be required to pay.

A financial liability is derecognized when the obligation under the liability is discharged, cancelled or has expired. When an existing financial liability is replaced by another from the same lender on substantially different terms, or the terms of an existing liability are substantially modified, such an exchange or modification is treated as a derecognition of the original liability and the recognition of a new liability, and the difference in the respective carrying amounts is recognized in profit or loss.

Offsetting of Financial Instruments

Financial assets and liabilities are offset and the net amount reported in the consolidated statement of financial position if, and only if, there is a currently enforceable legal right to offset the recognized amounts and there is an intention to settle on a net basis, or to realize the asset and settle the liability simultaneously.

Classification of Financial Instrument between Liability and Equity

A financial instrument is classified as liability if it provides for a contractual obligation to:

- Deliver cash or another financial asset to another entity;
- Exchange financial assets or financial liabilities with another entity under conditions that are potentially unfavorable to the Group; or
- Satisfy the obligation other than by the exchange of a fixed amount of cash or another financial asset for a fixed number of own equity shares.

If the Group does not have an unconditional right to avoid delivering cash or another financial asset to settle its contractual obligation, the obligation meets the definition of a financial liability.

Other Current Assets

Other current assets, which consist of input value-added tax (VAT) and prepaid expenses, are carried at face value, net of allowance for impairment losses.

Input VAT. Input VAT represents the net amount of VAT recoverable from the tax authority. Revenue, expenses and assets are recognized, net of the amount of VAT, except where the tax incurred on a purchase of assets or services is not recoverable from the taxation authority.

Prepaid Expenses. Prepaid expenses are expenses paid in advance and recorded as assets before these are utilized. Prepaid expenses are apportioned over the period covered by the payment and recognized in profit or loss when incurred. Prepaid expenses that are expected to be realized within 12 months after the reporting year are classified as current assets. Otherwise, these are classified as other noncurrent assets.

Prepaid expenses include creditable withholding taxes (CWT) which represents the amount of tax withheld by the lessees in relation to the Group's rent income. CWT can be utilized as payment for income taxes provided that these are properly supported by certificates of creditable tax withheld at source subject to the rules on Philippine income taxation. Unutilized CWT can also be claimed for refund and cannot be withdrawn. CWT that is expected to be utilized as payment for income taxes within 12 months after the reporting year is classified as current assets. Otherwise, this is classified as other noncurrent asset.

Investments in Joint Ventures

The Parent Company has interests in joint ventures, whereby the venturers have a contractual arrangement that establishes joint control. A joint venture is a contractual arrangement whereby two or more parties undertake an economic activity that is subject to joint control, and a jointly controlled entity is a joint venture that involves the establishment of a separate entity in which each venture has an interest.

Interest in a joint venture is initially recognized at cost and subsequently accounted for under the equity method of accounting. Under the equity method of accounting, the interest in a joint venture is carried at cost plus post-acquisition changes in the Group's share in the net assets of the joint venture, less any impairment in value. The share in the results of the operations of the joint venture is recognized in profit or loss. The Group's share of post-acquisition movements in the joint venture's equity reserves is recognized directly in equity.

Profits or losses resulting from the transactions between the Group and the joint venture are eliminated to the extent of the interest in the joint venture and for unrealized losses to the extent that there is no evidence of impairment of the asset transferred. Dividends received are treated as a reduction of the carrying value of the interest. If the Group's share of losses of a joint venture equals or exceeds its interest in the joint venture, the Group discontinues recognizing its share of further losses.

After the application of the equity method, the Group determines at the end of each reporting year whether there is any objective evidence that the investment may be impaired. If this is the case, the amount of impairment is calculated as the difference between the carrying amount of the investment and recoverable amount and recognizes the difference in profit or loss.

After the Group's investment is reduced to zero, additional losses are provided for, and a liability is recognized, only to the extent that the entity has incurred legal or constructive obligations or made payments on behalf of the joint venture. If the joint venture subsequently reports profits, the Group resumes the recognition of its share of those profits only after its share of the profits equals the share of losses not previously recognized.

Property and Equipment

Property and equipment are carried at historical cost less accumulated depreciation, amortization and any impairment in value. Historical cost includes expenditure that is directly attributable to the acquisition of the asset.

Subsequent costs are included in the asset's carrying amount or recognized as a separate asset only when it is probable that future economic benefits associated with the item will flow to the Group and the cost of the items can be measured reliably. All other repairs and maintenance are charged to profit or loss in the year these are incurred.

Major renovations that qualify for capitalization are depreciated and amortized over the remaining useful life of the related asset or up to the date of the next major renovation, whichever is shorter.

Depreciation and amortization are calculated using the straight-line method to allocate the cost over the estimated useful lives of the assets as follows:

<u>Asset Type</u>	<u>Number of Years</u>
Computer equipment	3 to 5
Communication equipment	3 to 5
Leasehold improvements	5 or lease term, whichever is shorter
Office furniture, fixtures and equipment	2 to 5
Transportation equipment	5

Depreciation and amortization commence when an asset is in its location or condition capable of being operated in the manner intended by management. Depreciation and amortization cease at the earlier of the date that the item is classified as held for sale (or included in a disposal group that is classified as held for sale) in accordance with PFRS 5, *Noncurrent Assets Held for Sale and Discontinued Operations*, and the date the asset is derecognized.

The estimated useful lives and depreciation and amortization method of property and equipment are reviewed, and adjusted if appropriate, periodically to ensure that these are consistent with the expected pattern of economic benefits from the items of property and equipment.

Fully depreciated property and equipment are retained in the books until these are no longer being used in the operations.

When an asset is disposed of, or is permanently withdrawn from use and no future economic benefits are expected from its disposal, the cost and accumulated depreciation, amortization and any impairment are derecognized. Gains and losses on disposals or retirement are determined by comparing the proceeds with the carrying amount of the assets and are recognized in profit or loss.

Intangible Assets

Intangible assets are composed of computer software and programs.

Intangible assets acquired separately are measured on initial recognition at cost. The cost of intangible assets acquired in a business combination is the fair value as at the date of acquisition. Following initial recognition, intangible assets are carried at cost less accumulated amortization and any impairment losses.

Intangible assets are amortized over the estimated economic lives and assessed for impairment whenever there is an indication that the intangible asset may be impaired. The amortization period and method for an intangible asset with a finite useful life are reviewed at each reporting date. Changes in the expected useful life or the expected pattern of consumption of future economic benefits embodied in the asset is accounted for by changing the amortization period or method, as appropriate, and are treated as changes in accounting estimates. Intangible assets with finite lives are amortized over three to five years.

Gains or losses arising from derecognition of an intangible asset are measured as the difference between the net disposal proceeds and the carrying amount of the asset and are recognized in profit or loss when the asset is derecognized.

Impairment of Nonfinancial Assets

The carrying amount of right-of-use (ROU) assets, property and equipment, intangible assets and investments in joint ventures are reviewed for impairment whenever events or changes in circumstances indicate that the carrying amount may not be recoverable. An impairment loss is recognized in profit or loss for the amount by which the asset's carrying amount exceeds its recoverable amount.

The recoverable amount is the higher of an asset's fair value less costs to sell and value-in-use. For purposes of assessing impairment, assets are grouped at the lowest levels for which there are separately identifiable cash flows (cash-generating units). Nonfinancial assets that suffered impairment are reviewed for possible reversal of the impairment at each reporting date.

Impairment losses recognized in prior years are assessed at each reporting date for any indications that the loss has decreased or no longer exists. An impairment loss is reversed if there has been a change in the estimates used to determine the recoverable amount. An impairment loss is reversed only to the extent that the asset's carrying amount does not exceed the carrying amount that would have been determined, net of depreciation or amortization, had no impairment loss been recognized. After such a reversal, the depreciation and amortization are adjusted in future years to allocate the asset's revised carrying amount on a systematic basis over its remaining estimated useful lives.

Equity

Capital Stock. Capital stock is measured at par value for all shares issued.

Additional Paid-in Capital. Additional paid-in capital includes any premium received in the initial issuances of capital stock. Any transaction costs associated with the issuance of shares are deducted from additional paid-in capital, net of tax.

Parent Shares Held by a Subsidiary. Where any entity of the Group purchases the Parent Company's shares (treasury stock), the consideration paid, including any directly attributable incremental costs (net of related taxes), is deducted from equity until the shares are cancelled, reissued or disposed of. Where such shares are subsequently sold or reissued, any consideration received, net of any directly attributable incremental transactions costs and the related tax effect, is included in equity.

Retained Earnings. Retained earnings represent the cumulative balance of net income or loss, dividend distributions, effects of the changes in accounting policy and other capital adjustments.

Other Comprehensive Income (Loss)

Other comprehensive income (loss) comprises items of income and expenses (including items previously presented as other equity reserves under the consolidated statement of changes in equity) that are not recognized in profit or loss for the year. Other comprehensive income (loss), which is presented as "Other equity reserves," includes cumulative translation adjustment, cumulative fair value changes on investment securities and cumulative remeasurement gains or losses on retirement liability.

Revenue Recognition

Revenue from contract with customers is recognized when the performance obligation in the contract has been satisfied, either at a point in time or over time. Revenue is recognized over time if one of the following criteria is met: (a) the customer simultaneously receives and consumes the benefits as the Group perform its obligations; (b) the Group's performance creates or enhances an asset that the customer controls as the asset is created or enhanced; or (c) the Group's performance does not create an asset with an alternative use to the Group and the Group has an enforceable right to payment for performance completed to date. Otherwise, revenue is recognized at a point in time.

The Group also assesses its revenue arrangements to determine if it is acting as a principal or as an agent. The Group has assessed that it acts as a principal in all of its revenue sources.

The following specific recognition criteria must also be met before revenue is recognized:

Service Income. Revenue is recognized as services are rendered.

Other Income. Revenue is recognized when there is an incidental economic benefit, other than the usual business operations, that will flow to the Group.

Interest income is outside the scope of PFRS 15. Specific recognition criteria is as follows:

Interest Income. Revenue is recognized as the interest accrues using the effective interest method that is the rate that exactly discounts estimated future cash receipts through the expected life of the financial instrument to the net carrying amount of the financial asset.

Cost and Expense Recognition

Costs and expenses are decreases in economic benefits during the year in the form of outflows, decrease of assets or incurrence of liabilities that result in decrease in equity, other than those relating to distributions to equity participants.

Cost of Services. Costs of services are recognized as expenses when the related services are rendered.

General and Administrative Expenses. General and administrative expenses constitute the costs of administering the business and costs incurred to sell and market the services. These expenses are recognized in profit or loss as incurred.

Interest Expense. Interest expense is recognized on lease liabilities which are measured at amortized cost using the effective interest method.

Employee Benefits

Short-term Benefits. The Group recognizes a liability net of amounts already paid and an expense for services rendered by employees during the year. Short-term benefits given by the Group to its employees include salaries and wages, social security contributions, short-term compensated absences, bonuses and non-monetary benefits.

Short-term employee benefit liabilities are measured on an undiscounted basis and are expensed as the related service is provided. The unpaid portion of the short-term employee benefits is measured on an undiscounted basis and is included as part of "Trade and Other Payables" account in the consolidated statement of financial position.

Retirement Benefits. Retirement benefit costs are actuarially determined using the projected unit credit method. This method reflects services rendered by employees up to the date of valuation and incorporates assumptions concerning employees' projected salaries. The calculation of defined benefit obligations is performed by a qualified actuary.

The Group recognizes service costs, comprising of current service costs, and interest cost or income in profit or loss. Net interest is calculated by applying the discount rate to the retirement liability.

Remeasurements of the retirement liability, which comprise actuarial gains and losses, are recognized immediately in other comprehensive income.

The retirement liability is the present value of the defined benefit obligation. The present value of the defined benefit obligation is determined by discounting the estimated future cash outflows using risk-free interest rate of government bonds that have terms to maturity approximating the terms of the related retirement and other long-term benefits liability.

Actuarial valuations are made annually so that the amounts recognized in the consolidated financial statements do not differ materially from the amounts that would be determined at the reporting date.

Termination Benefits. Termination benefits are payable when employment is terminated before the normal retirement date, or when an employee accepts voluntary redundancy in exchange for these benefits. The Group recognizes termination benefits when it is demonstrably committed to either: terminating the employment of current employees according to a detailed formal plan without possibility of withdrawal, or providing termination benefits as a result of an offer made to encourage voluntary redundancy.

Leases

The Group as a Lessee. The Group recognizes ROU assets and lease liabilities at the lease commencement date. The ROU assets are initially measured at cost comprising the initial measurement of lease liabilities adjusted for any lease payments made at or before the commencement date less any lease incentives received, any initial direct and restoration costs.

The ROU assets are measured subsequently at cost, less amortization and any impairment losses. In addition, the cost is subsequently adjusted for any remeasurement of the lease liabilities resulting from reassessments or lease modifications.

The lease liabilities are initially measured at the present value of the lease payments that are not paid at the commencement date, discounted using the interest rate implicit in the lease or, if that rate cannot be readily determined, the Group's incremental borrowing rate. Generally, the Group uses its incremental borrowing rate as the discount rate.

Lease payments included in the measurement of the lease liabilities comprise of the following:

- fixed payments (including in-substance fixed payments), less any lease incentives receivable
- variable lease payments that are based on an index or a rate
- amounts expected to be payable by the lessee under residual value guarantees
- the exercise price of a purchase option if the lessee is reasonably certain to exercise that option
- payment of penalties for terminating the lease, if the lease term reflects the lessee exercising that option.

The lease liabilities are measured at amortized cost using the effective interest method. It is remeasured when there is a change in future lease payments arising from a change in an index or rate, if there is a change in the Group's estimate of the amount expected to be payable under a residual value guarantee, or if the Group changes its assessment of whether it will exercise an extension or termination option.

Payments associated with short-term leases and leases of low-value assets are recognized on a straight-line basis of accounting as an expense in profit or loss. Short-term leases are leases with a lease term of 12 months or less.

The Group as a Lessor. Leases where the Group retains substantially all the risks and benefits of ownership of the asset are classified as operating leases. Initial direct costs incurred in negotiating an operating lease are added to the carrying amount of the leased asset and recognized on a straight-line basis over the lease term on the same basis as rental income. Contingent rents are recognized as revenue in the year in which these are earned.

Foreign Currencies

Transactions and Balances. Transactions in foreign currencies are initially recorded by the Group's entities at their respective functional currency spot rates at the date the transaction first qualifies for recognition.

Monetary assets and liabilities denominated in foreign currencies are translated at the functional currency spot rates of exchange at the reporting date.

Differences arising on settlement or translation of monetary items are recognized in profit or loss.

Non-monetary items that are measured in terms of historical cost in a foreign currency are translated using the exchange rates at the dates of the initial transactions. Non-monetary items measured at fair value in a foreign currency are translated using the exchange rates at the date when the fair value is determined. The gain or loss arising on translation of non-monetary items measured at fair value is treated in line with the recognition of gain or loss on change in fair value of the item.

Foreign Operations. The assets and liabilities of foreign operations are translated into Philippine Peso at the rate of exchange ruling at financial reporting date and, the profit and loss amounts are translated at the weighted average exchange rates for the year. The exchange differences arising on the translation are taken directly to "Cumulative translation adjustment," a separate component of equity included as part of "Other equity reserves." Upon disposal of a foreign operation, the cumulative translation adjustment relating to that particular foreign operation is recognized in profit or loss.

Income Taxes

Current Tax. Current tax assets and liabilities for the current and prior years are measured at the amount expected to be recovered from or paid to the taxation authorities. The tax rate and the tax laws used to compute the amount are those that are enacted or substantively enacted at the end of the reporting year.

Deferred Tax. Deferred tax is provided on all temporary differences at the end of reporting year between the tax bases of assets and liabilities and their carrying amounts for financial reporting purposes.

Deferred tax liabilities are recognized for all taxable temporary differences. Deferred tax liability is not recognized when it arises from the initial recognition of an asset or liability in a transaction that is not a business combination and, at the time of the transaction, affects neither the accounting profit or loss nor taxable profit or loss. Also, deferred tax liabilities are not provided on taxable temporary differences associated with investments in subsidiaries, associates and interests in joint ventures when the parent, investor, joint venturer or joint operator is able to control the timing of the reversal of the temporary difference and it is probable that the temporary difference will not reverse in the foreseeable future. Deferred tax assets are recognized for all deductible temporary differences, carryforward benefits of unused tax credits (excess of minimum corporate income taxes or MCIT over regular corporate income taxes or RCIT) and unused tax losses (net operating loss carryover or NOLCO), to the extent that it is probable that sufficient future taxable profit will be available against which the deductible temporary differences and carryforward benefits of unused tax credits and unused tax losses can be utilized.

The carrying amount of deferred tax assets is reviewed at the end of each reporting year and reduced to the extent that it is no longer probable that sufficient future taxable profit will be available to allow all or part of the deferred tax assets to be utilized. Unrecognized deferred tax assets are re-assessed at the end of each reporting year and are recognized to the extent that it has become probable that sufficient future taxable profit will allow the deferred tax asset to be recovered.

Deferred tax assets and liabilities are measured at the tax rate that are expected to apply to the year when the asset is realized or the liability is settled, based on tax rate (and tax laws) that have been enacted or substantively enacted at the end of reporting year.

Deferred tax assets and liabilities are offset if a legally enforceable right exists to set off the deferred tax assets against the deferred tax liabilities and the deferred taxes relate to the same taxable entity and the same taxation authority.

Deferred tax relating to items recognized outside profit or loss (either in other comprehensive income or directly in equity) is recognized outside profit or loss (either in other comprehensive income or directly in equity).

Related Party Relationship and Transactions

Related party transactions consist of transfers of resources, services or obligations between the Group and its related parties.

Parties are considered to be related if one party has the ability to control the other party or exercise significant influence over the other party in making financial and operating decisions. This includes: (a) individuals who, by owning directly or indirectly through one or more intermediaries, control or are controlled by, or under common control with the Group; (b) associates; and, (c) individuals owning, directly or indirectly, an interest in the voting power of the Group that gives them significant influence over the Group and close members of the family of any such individual.

In considering each possible related party relationship, attention is directed to the substance of the relationship and not merely on legal form.

Earnings (Loss) per Share

The Group presents basic and diluted earnings (loss) per share. Basic and diluted earnings (loss) per share is calculated by dividing the net income (loss) by the weighted average number of common shares outstanding during the year, excluding parent shares held by a subsidiary.

There are no potential dilutive common shares as at December 31, 2021 and 2020.

Segment Reporting

An operating segment is a component of the Group that engages in business activities from which it may earn revenue and incur expenses, including revenue and expenses that relate to transactions with any of the Group's other components. The operating results of an operating segment are reviewed regularly by the chief operating decision maker, which is defined to be the Parent Company's BOD, to determine the resources to be allocated to the segment and assess its performance, and for which financial information is available.

Segment results that are reported to the chief operating decision maker include items directly attributable to a segment as well as those that can be allocated on a reasonable basis.

Segment capital expenditure is the total cost incurred during the year to acquire property and equipment and intangible assets other than goodwill.

Provisions and Contingencies

Provisions are recognized when the Group has a present legal or constructive obligation as a result of a past event, it is probable that an outflow of resources embodying economic benefits will be required to settle the obligation, and a reliable estimate can be made of the amount of the obligation. If the effect of the time value of money is material, provisions are determined by discounting the expected future cash flows at a pretax rate that reflects current market assessment of the time value of money and, where appropriate, the risks specific to the liability.

Where discounting is used, the increase in the provision due to the passage of time is recognized as an interest expense.

Contingent liabilities are not recognized in the consolidated financial statements. These are disclosed in the notes to consolidated financial statements unless the possibility of an outflow of resources embodying economic benefits is remote. Contingent assets are not recognized in the consolidated financial statements but are disclosed in the notes to consolidated financial statements when an inflow of economic benefits is probable.

Events after the Reporting Year

Post year-end events that provide additional information about the Group's financial position at the end of reporting year (adjusting events) are reflected in the consolidated financial statements when material. Post year-end events that are non-adjusting events are disclosed in the notes to consolidated financial statements, when material.

3. Significant Judgments, Accounting Estimates and Assumptions

The preparation of the consolidated financial statements requires the Group to exercise judgments, make accounting estimates and use assumptions that affect the reported amounts of assets, liabilities, income, expenses and related disclosures. The Group makes accounting estimates and uses assumptions concerning the future. The resulting accounting estimates will, by definition, seldom equal the related actual results. Future events may occur which will cause the assumptions used in arriving at the estimates to change. The effects of any change in estimates are reflected in the consolidated financial statements as these become reasonably determinable.

Judgments, accounting estimates and assumptions are continuously evaluated and are based on historical experience and other factors, including expectations of future events that are believed to be reasonable under the circumstances.

The Group believes the following represent a summary of significant judgments, accounting estimates and assumptions that have a significant risk of causing a material adjustment to the carrying amount of assets and liabilities, as well as to the related revenues and expenses, within the next year, and related impact and associated risk in the consolidated financial statements.

Judgments

In the process of applying the Group's accounting policies, management exercises judgment on the following items, apart from those involving estimations, which have the most significant effect on the amounts recognized in the consolidated financial statements.

Determining the Functional Currency. Based on the economic substance of the underlying circumstances, the Group has determined that its functional currency is the Philippine Peso. The Philippine Peso is the currency of the primary economic environment in which the Parent Company and certain subsidiaries operate. It is the currency that mainly influences the sale of services and the costs of providing the services.

Recognizing Service Revenue. For revenue recognized over time, the Group recognizes revenue if any of the following criteria is met:

- The customer simultaneously receives and consumes the benefits provided by the Group performance as the entity performs.
- The Group's performance creates or enhances an asset that the customer controls as the asset is created or enhanced.
- The Group's performance does not create an asset with an alternative use to the Group and the Group has an enforceable right to payment for performance completed to date.

Otherwise, revenue is recognized at a point in time.

The Group does not incur costs to obtain contracts with customers and does not provide ancillary services to the lessees under its sublease agreements.

Revenue on data conversion and managed facility and support services, amounting to ₱44.7 million, ₱54.6 million and ₱78.5 million in 2021, 2020 and 2019, respectively, are recognized in profit or loss over time.

Determining the Operating Segments. Determination of operating segments is based on the information about components of the Group that management uses to make decisions about the operating matters. Operating segments use internal reports that are regularly reviewed by the Parent Company's chief operating decision maker in order to allocate resources to the segment and assess its performance. The Parent Company reports separate information about an operating segment that meets any of the following quantitative thresholds: (a) its reported revenue, including both sales to external customers and intersegment sales or transfers, is 10% or more of the combined revenue, internal and external, of all operating segments; (b) the absolute amount of its reported profit or loss is 10% or more of the greater, in absolute amount, of (i) the combined reported profit of all operating segments that did not report a loss and (ii) the combined reported loss of all operating segments that reported a loss; and (c) its assets are 10% or more of the combined assets of all operating segments.

The Group determined that its operating segments are organized and managed separately based on the nature of the business segment, with each business representing a strategic business segment (see Note 4).

Recognizing the Deferred Tax Liability on Undistributed Income of a Foreign Subsidiary. Since Paxys N.V., a company incorporated and domiciled in Curacao, is a wholly owned subsidiary of the Parent Company, management believes that the Parent Company can control the timing of the dividend distribution of Paxys N.V. to the Parent Company and it is probable that the temporary difference will not reverse in the foreseeable future. Thus, no deferred tax liability was recognized on the undistributed income of Paxys N.V. Unrecognized deferred tax liability on undistributed income of a foreign subsidiary amounted to ₱792.8 million and ₱942.4 million as at December 31, 2021 and 2020, respectively (see Note 20).

Determining the Classification of Financial Instruments. Classification of financial instruments under PFRS 9 depends on the results of the business model test and “sole payment of principal and interest” (SPPI) test performed by the Group. The Group exercises judgment in determining the business model to be used in managing its financial instruments to achieve their business objectives.

The classification of various financial assets and liabilities of the Group are disclosed in Note 2.

Determining the Classification of Lease Arrangements and Appropriate Lease Term and Discount Rates. The Group, as a lessee, has various lease agreements with third parties for office space, parking space, storage and equipment.

The Group has exercised significant judgment in determining the lease term as the non-cancellable term of the lease, together with any periods covered by an option to extend the lease if it is reasonably certain to be exercised, or in any periods covered by an option to terminate the lease, if it is reasonably certain not to be exercised.

The leases are renewable upon mutual agreement by both parties or by the option of the lessee to be covered by a separate and new lease agreement. Accordingly, the renewal option was not considered in the lease term.

Significant management judgment was likewise exercised by the Group in determining the discount rate to be used in calculating the present value of ROU assets and lease liabilities. The discount rate of 4% also served as the incremental borrowing rate of the Group.

Rent expense amounting to ₱2.0 million, ₱0.3 million, ₱0.2 million in 2021, 2020, and 2019, respectively, includes rent on low-value asset leases on storage and equipment (see Note 22).

As at December 31, 2021 and 2020, ROU assets amounted to ₱48.8 million and ₱25.4 million, respectively. Amortization on ROU assets amounted to ₱15.2 million in 2021 and ₱14.8 million, in 2020 and 2019 (see Note 22).

As at December 31, 2021 and 2020, lease liabilities amounted to ₱50.0 million and ₱24.8 million, respectively. Interest expense on lease liabilities amounted to ₱1.5 million, ₱1.3 million, and ₱1.5 million in 2021, 2020, and 2019, respectively (see Note 22).

The Group, as a lessor, has existing lease agreements for the sublease of its office space. The Group has determined that it retains the significant risk and benefits of ownership over the leased properties. Accordingly, the Company accounts for the lease agreements as operating leases.

Rent income amounted to ₱3.1 million, ₱3.2 million and ₱1.7 million in 2021, 2020 and 2019, respectively (see Note 22).

Evaluating Contingencies. The Group is a party to certain lawsuits or claims arising from the ordinary course of business. However, the Group's management and legal counsel believe that the eventual liabilities under these lawsuits or claims, if any, will not have a material effect on the consolidated financial statements.

Estimates and Assumptions

The key assumptions concerning future and other key sources of estimation at the reporting date, that have a significant risk of causing a material adjustment to the carrying amounts of assets and liabilities are discussed below. The Group based its assumptions and estimates on parameters available when the consolidated financial statements were prepared. Existing circumstances and assumptions about future developments, however, may change due to market changes or circumstances arising beyond the control of the Group. Such changes are reflected in the assumptions when these occur.

Determining the Fair Value of Financial Instruments. Certain financial assets are carried at fair value and whose fair values are disclosed, which requires extensive use of accounting estimates. When the fair values of financial assets recorded or disclosed in the consolidated statements of financial position cannot be measured based on quoted prices in active market, their fair value is measured using valuation techniques including the Discounted Cash Flow model. The inputs to this model are taken from observable market where possible, but where this is not feasible, a degree of judgment is required in establishing fair values. Judgments include considerations of inputs such as liquidity risk, credit risk and volatility. Changes in assumptions about these factors could affect the reported fair value of financial instruments.

Fair values of financial assets and liabilities are presented in Note 23, *Financial Instruments*.

Assessing Impairment Losses on Financial Assets. Impairment losses on financial assets are determined based on expected credit losses. In assessing the expected credit losses, the Group uses historical loss experience adjusted for forward-looking factors, as appropriate.

The Group's cash and cash equivalents are maintained at reputable financial institutions with good industry rating and score.

For investment securities, except for financial assets at FVPL, the Group estimates impairment based on 12-month expected credit loss. Investment securities at amortized cost and FVOCI, which have credit quality equivalent to "high grade" and have low credit risk at reporting date, are presumed to have no significant increase in credit risk since initial recognition.

The Group estimates impairment on trade receivables based on lifetime expected credit loss using a provision matrix that is based on days past due and takes into consideration historical credit loss experience, adjusted for forward-looking factors, as applicable. Management recognizes losses on credit-impaired receivables from related parties considering its ability to pay based on its available assets.

No provision for impairment losses on financial assets at amortized cost and FVOCI were recognized in 2021, 2020 and 2019.

The carrying amount of financial assets at amortized cost and FVOCI as at December 31, 2021 and 2020 are as follows:

	Note	2021	2020
Cash and cash equivalents	5	₱2,142,257	₱2,549,467
Investment securities at:	6		
Amortized cost		705,597	522,517
FVOCI		831,507	371,021
Trade and other receivables	7	37,681	31,284

Assessing Impairment Losses on Input VAT. The provision for impairment losses on input VAT is maintained at a level considered adequate to provide for potentially unrecoverable claims. The Group, on a continuing basis, makes a review of the status of the claims, designed to identify those to be provided with any impairment losses. In these cases, management uses judgment based on the best available facts and circumstances. The amount and timing of recorded expenses for any year would therefore differ based on the judgments or estimates made.

The carrying amount of input VAT amounted to ₱25.4 million and ₱23.2 million as at December 31, 2021 and 2020, respectively. Allowance for impairment losses on input VAT amounted to ₱49.6 million as at December 31, 2021 and 2020 (see Note 8).

Estimating the Useful Lives of Nonfinancial Assets. The estimated useful life of each of the items of property and equipment and intangible assets is estimated based on the year over which the assets are expected to be available for use. Such estimation is based on a collective assessment of similar business, internal technical evaluation and experience with similar assets. The estimated useful life of each asset is reviewed at each financial year end and updated if expectations differ from previous estimates due to physical wear and tear, technical or commercial obsolescence and legal or other limits on the use of the asset. It is possible, however, that future results of operations could be materially affected by changes in the amounts and timing of recorded expenses brought about by changes in the factors mentioned above. A change in the estimated useful life on property and equipment and intangible assets would impact the recorded expenses and noncurrent assets.

There is no change in the estimated useful lives of property and equipment and intangible assets in 2021, 2020 and 2019.

The carrying amount of property and equipment and intangible assets are as follows:

	Note	2021	2020
Property and equipment	10	₱2,016	₱2,928
Intangible assets	11	41	246

Assessing the Impairment of Nonfinancial Assets. The Group assesses at the end of each reporting year whether there is any indication that the nonfinancial assets listed below may be impaired. If such indication exists, the Group estimates the recoverable amount of the asset, which is the higher of an asset's fair value less costs to sell and its value-in-use. In determining fair value less costs to sell, an appropriate valuation model is used, which can be based on quoted prices or other available fair value indicators. In estimating the value-in-use, the Group is required to make an estimate of the expected future cash flows from the cash generating unit and also to choose an appropriate discount rate in order to calculate the present value of those cash flows.

Determining the recoverable amounts of the nonfinancial assets, which involves the determination of future cash flows expected to be generated from the continued use and ultimate disposition of such assets, requires the use of estimates and assumptions that can materially affect the consolidated financial statements. Future events could indicate that these nonfinancial assets are impaired. Any resulting impairment loss could have a material adverse impact on the financial condition and results of operations of the Group.

The carrying amount of nonfinancial assets that are subject to impairment assessment when impairment indicators are present (such as obsolescence, physical damage, significant changes to the manner in which the asset is used, worse than expected economic performance, a drop in revenue or other external indicators) are as follows:

	Note	2021	2020
ROU assets	22	₱48,790	₱25,422
Property and equipment	10	2,016	2,928
Intangible assets	11	41	246

Investments in joint ventures are fully provided with allowance for impairment losses as at December 31, 2021 and 2020 (see Note 9).

Determining Retirement Liability. The determination of the cost of retirement benefits and related retirement liability is dependent on the selection of certain assumptions used by the actuary in calculating such amounts. The assumptions, which include among others, discount rate and salary increase rate are described in Note 13.

Actual results that differ from the assumptions are accumulated and are recognized as part of other comprehensive income. While management believes that the assumptions are reasonable and appropriate, significant differences in the Group's actual experience of significant changes in the assumptions may materially affect the retirement liability.

Retirement liability amounted to ₱9.3 million and ₱11.6 million as at and December 31, 2021 and 2020, respectively. The retirement benefits expense amounted to ₱0.8 million, ₱1.4 million and ₱1.3 million in 2021, 2020 and 2019, respectively (see Note 13).

Assessing the Realizability of Deferred Tax Assets. The Group reviews the carrying amounts at the end of each reporting year and reduces the amount of deferred tax assets to the extent that it is no longer probable that sufficient future taxable profit will be available to allow all or part of the deferred income tax assets to be utilized.

Deferred tax assets as at December 31, 2021 and 2020 were not recognized because management believes that sufficient future taxable income may not be available against which the carry forward benefits of NOLCO, excess of MCIT over RCIT and other deductible temporary differences may be utilized. Unrecognized deferred tax assets amounted to ₱59.9 million and ₱75.3 million as at December 31, 2021 and 2020, respectively (see Note 20).

4. Segment Information

The Group's operating businesses are organized and managed separately according to the nature of the services provided, with each segment representing a strategic business unit that offers different services and serves different market.

Segment Assets and Liabilities. Segment assets include all operating assets used by a segment and consist principally of operating cash, receivables, property and equipment and intangible assets. Segment liabilities include all operating liabilities and consist principally of trade and other payables.

Inter-segment Transactions. Segment revenue, segment expenses and segment performance include transfers among business segments. Such transfers are eliminated in consolidation.

Management monitors the operating results of its business units separately for the purpose of making decisions about resource allocation and performance assessment. Segment performance is evaluated based on operating income or loss and is measured consistently with operating income or loss in the consolidated financial statements.

Business segment information is reported on the basis that is used internally for evaluating segment performance and deciding how to allocate resources among operating segments. For management purposes, the Group is organized into business units based on the services rendered and has two reportable operating segments as follows:

- Outsourcing - This segment pertains to outsourcing services of the Group which include data conversion, managed services, leasing and subleasing, and other outsourcing services. On March 31, 2022, SWA and its client in the data conversion services will terminate its agreement. As a result, employees servicing this customer, will be separated effective in April 2022. SWA is planning to expand its managed facility and support services.
- Others - This segment includes holding and investment companies, which consist of the Parent Company, Paxys N.V., and other non-operating subsidiaries.

Business Segment Information

The following table presents the revenue and expenses and certain assets and liabilities information of the Group's business segments as at and for the years ended December 31, 2021, 2020 and 2019.

	2021			Consolidated
	Outsourcing	Others	Eliminations	
Results of Operations				
Revenue from external customers	P44,680	P-	P-	P44,680
Cost and expenses	(48,522)	(60,000)	-	(108,522)
Operating loss	(3,842)	(60,000)	-	(63,842)
Other income	4,468	8,487	-	12,955
Net foreign exchange gain	1,156	5,763	(1,088)	5,831
Interest expense on lease liabilities	(785)	(745)	-	(1,530)
Interest income	5	35,583	-	35,588
Current income tax expense	(75)	(2,340)	-	(2,415)
Net income (loss)	P927	(13,252)	(P1,088)	(P13,413)
Assets and Liabilities				
Assets	P66,872	P5,441,405	(P1,657,819)	P3,850,458
Liabilities	82,761	198,705	(193,511)	87,955
Other Segment Information				
Capital expenditures:				
Property and equipment	P570	P188	P-	P758
Intangible assets	-	15	-	15
Depreciation and amortization	8,595	8,500	-	17,095

	2020			Consolidated
	Outsourcing	Others	Eliminations	
Results of Operations				
Revenue from external customers	P54,648	P-	P-	P54,648
Cost and expenses	(64,523)	(65,737)	-	(130,260)
Operating loss	(9,875)	(65,737)	-	(75,612)
Interest income	81	51,262	-	51,343
Other income	4,664	3,739	(188)	8,215
Net foreign exchange loss	(865)	(4,302)	964	(4,203)
Interest expense on lease liabilities	(981)	(286)	-	(1,267)
Income tax expense	(392)	(4,009)	-	(4,401)
Net income (loss)	(P7,368)	(P19,333)	P776	(P25,925)
Assets and Liabilities				
Assets	P72,357	P5,274,357	(P1,653,422)	P3,693,292
Liabilities	90,177	163,457	(190,361)	63,273
Other Segment Information				
Capital expenditures:				
Property and equipment	P476	P279	P-	P755
Intangible assets	71	43	-	114
Depreciation and amortization	10,715	8,117	-	18,832

	2019			Consolidated
	Outsourcing	Others	Eliminations	
Results of Operations				
Revenue from external customers	₱78,506	₱-	₱-	₱78,506
Cost and expenses	(84,159)	(74,614)	-	(158,773)
Operating loss	(5,653)	(74,614)	-	(80,267)
Interest income	288	116,260	-	116,548
Net foreign exchange gain (loss)	(683)	(2,816)	741	(2,758)
Other income – net	2,083	763	(134)	2,712
Interest expense on lease liabilities	(1,101)	(425)	-	(1,526)
Income tax expense	(492)	(9,935)	-	(10,427)
Net income (loss)	(₱5,558)	₱29,233	₱607	₱24,282
Assets and Liabilities				
Assets	₱85,141	₱5,437,485	(₱1,655,503)	₱3,867,123
Liabilities	98,759	182,285	(200,900)	80,144
Other Segment Information				
Capital expenditures:				
Property and equipment	₱2,269	₱133	₱-	₱2,402
Intangible assets	-	26	-	26
Depreciation and amortization	11,317	8,062	-	19,379

The outsourcing segment is managed and operated in the Philippines. Other reportable segments include the Parent Company and other non-operating companies with excess funds invested in corporate bonds and other short-term deposits from various banks. Interest income earned from these funds amounted to ₱35.6 million, ₱51.3 million and ₱116.5 million in 2021, 2020 and 2019, respectively (see Note 19).

5. Cash and Cash Equivalents

This account consists of:

	2021	2020
Cash on hand and cash in banks	₱30,470	₱55,263
Cash equivalents	2,111,787	2,494,204
	₱2,142,257	₱2,549,467

Cash in banks earn interest at the respective bank deposit rates. Cash equivalents are short-term investments made for varying periods, depending on the immediate cash requirements of the Group, and earn interest at the respective short-term deposit rates. Any pre-termination or redemption prior to maturity date shall not result to significant change in investment values and penalties.

Total interest income earned amounted to ₱12.0 million, ₱33.6 million and ₱104.8 million in 2021, 2020 and 2019, respectively (see Note 19).

6. Investment Securities

This account consists of financial assets measured at:

	2021	2020
FVOCI	₱831,507	₱371,021
Amortized cost	705,597	522,517
FVPL	45,466	156,262
	₱1,582,570	₱1,049,800

Financial Assets at Amortized Cost

These consist of bonds with fixed interest rate and maturity date until 2022. Interest income earned from these bonds amounted to ₱8.0 million, ₱6.4 million and ₱5.5 million in 2021, 2020 and 2019, respectively (see Note 19).

Movements in financial assets at amortized cost follow:

	2021	2020
Balances at beginning of the year	₱522,517	₱50,654
Additions	380,289	626,358
Redemption	(212,200)	(144,069)
Premium amortization	(11,201)	(7,813)
Translation adjustment	26,192	(2,613)
Balances at end of the year	₱705,597	₱522,517

Financial Assets at FVOCI

These pertain to investment in funds managed by international banks which provides fixed interest income and capital appreciation.

Movements in financial assets at FVOCI follow:

	2021	2020
Balances at beginning of the year	₱371,021	₱153,101
Additions	719,416	220,807
Redemption	(266,889)	(5,210)
Unrealized fair value gain (loss)	(14,628)	10,160
Translation adjustment	22,587	(7,837)
Balances at end of year	₱831,507	₱371,021

Unrealized fair value loss amounting to ₱14.6 million in 2021 and fair value gain amounting to ₱10.2 million and ₱5.9 million in 2020 and 2019, respectively, were reported in other comprehensive income (loss).

The Group redeemed funds with an aggregate amount of ₱266.9 million and ₱5.2 million in 2021 and 2020, respectively. Gain on redemption recognized in profit or loss amounted to ₱8.2 million, ₱22 thousand and nil in 2021, 2020 and 2019, respectively (see Note 19).

Interest income earned from these financial assets amounted to ₱15.6 million, ₱11.3 million and ₱6.2 million in 2021, 2020 and 2019, respectively (see Note 19).

Financial Assets at FVPL

These pertain to investments in unit investment trust fund at local and international banks.

Movements in financial assets at FVPL follow:

	2021	2020
Balances at beginning of the year	P156,262	P254,885
Redemption	(116,161)	(612,199)
Additions	3,137	523,573
Translation gain (loss)	1,996	(13,053)
Fair value changes	232	3,056
Balances at end of year	P45,466	P156,262

Unrealized gain from fair value changes on investment securities at FVPL amounting to P98 thousand, P0.4 million, P0.5 million in 2021, 2020, and 2019, respectively (see Note 19).

Realized gain from redemption of investment in UITF amounted to P0.1 million, P2.7 million, and nil in 2021, 2020 and 2019, respectively (see Note 19).

7. Trade and Other Receivables

This account consists of:

	Note	2021	2020
Trade		P15,515	P16,153
Due from related parties	15	88,701	84,091
Accrued interest		9,782	6,518
Others		20,302	21,141
		134,300	127,903
Allowance for impairment losses		(96,619)	(96,619)
		P37,681	P31,284

Trade receivables are noninterest-bearing with average credit terms of 30 to 60 days.

Accrued interest is normally received within one year after the reporting date.

Other receivables comprise mainly of receivables from employees which are collectible upon demand.

There are no provisions for impairment losses recognized in 2021 and 2020. Receivables amounting to P1.3 million were directly written off in 2019.

8. Other Current Assets

This account consists of:

	Note	2021	2020
Input VAT, net of allowance for impairment losses		₱25,391	₱23,227
Prepaid expenses		2,941	2,147
Refundable deposits	22	–	1,441
		₱28,332	₱26,815

Prepaid expenses include prepaid insurance, subscriptions and creditable withholding taxes.

Movements in the allowance for impairment losses on input VAT are as follows:

	Note	2021	2020
Balance at beginning of year		₱49,600	₱49,591
Provision	17	7	9
Balance at end of year		₱49,607	₱49,600

9. Investments in Joint Ventures

The following are the joint ventures of the Group:

	Place of Incorporation	Principal Activity	Percentage of Ownership
Paxys Global Services Dalian Ltd (PGS Dalian)	China	Call center	50.0%
Simpro Solutions Limited (SSL)	Hong Kong	Call center	50.0%

The investments in joint ventures, with an aggregate cost of ₱28.7 million, are fully provided with allowance for impairment losses as at December 31, 2021 and 2020.

The Group has no outstanding commitments with the joint ventures as at December 31, 2021 and 2020. The joint ventures have no contingent liabilities or capital investments as at December 31, 2021 and 2020.

10. Property and Equipment

The balances and movements of this account are as follows:

	Note	2021					Total
		Computer Equipment	Communication Equipment	Leasehold Improvements	Office Furniture, Fixtures and Equipment	Transportation Equipment	
Cost							
Balances at beginning of year		₱110,007	₱7,624	₱160,728	₱15,150	₱9,749	₱303,258
Additions		309	–	320	129	–	758
Balances at end of year		110,316	7,624	161,048	15,279	9,749	304,016
Accumulated Depreciation and Amortization							
Balances at beginning of year		109,210	7,624	159,563	14,184	9,749	300,330
Depreciation and amortization	19	638	–	512	520	–	1,670
Balances at end of year		109,848	7,624	160,075	14,704	9,749	302,000
Net Book Value		₱468	₱–	₱973	₱575	₱–	₱2,016

	Note	2020					Total
		Computer Equipment	Communication Equipment	Leasehold Improvements	Office Furniture, Fixtures and Equipment	Transportation Equipment	
Cost							
Balances at beginning of year		₱109,746	₱7,624	₱160,251	₱15,133	₱9,749	₱302,503
Additions		261	—	477	17	—	755
Balances at end of year		110,007	7,624	160,728	15,150	9,749	303,258
Accumulated Depreciation and Amortization							
Balances at beginning of year		108,058	7,624	157,977	13,060	9,749	296,468
Depreciation and amortization	19	1,152	—	1,586	1,124	—	3,862
Balances at end of year		109,210	7,624	159,563	14,184	9,749	300,330
Net Book Value		₱797	₱—	₱1,165	₱966	₱—	₱2,928

As at December 31, 2021 and 2020, fully depreciated property and equipment amounting to ₱68.4 million and ₱66.9 million, respectively are still being used by the Group.

11. Other Noncurrent Assets

This account consists of:

	Note	2021	2020
Creditable withholding tax for refund		₱4,981	₱4,981
Rental and security deposits	22	3,592	2,151
Intangible assets		41	246
Others		198	198
		₱8,812	₱7,576

Rental and security deposits mainly pertain to cash deposits on lease agreements, which are refundable at the end of lease period.

Intangible assets pertain to computer software and programs, which are amortized over three to five years.

Movements in this account are as follows:

	Note	2021	2020
Cost			
Balance at beginning of year		₱15,591	₱15,477
Additions		15	114
Balance at end of year		15,606	15,591
Accumulated Amortization			
Balance at beginning of year		15,345	15,161
Amortization	19	220	184
Balance at end of year		15,565	15,345
Net Book Value		₱41	₱246

Others consist of claims for tax refund expected to be received beyond 12 months after the reporting year.

12. Trade and Other Payables

This account consists of:

	Note	2021	2020
Trade		₱1,899	₱604
Accrued expenses:			
Contracted services		2,965	3,033
Professional fees		2,588	2,306
Salaries and wages		2,054	2,102
Taxes and licenses		1,753	1,753
Rent		600	507
Dividends	14	6,554	6,554
Statutory payables		6,655	6,423
Others		1,732	1,759
		₱26,800	₱25,041

Trade payables are noninterest-bearing and are normally settled on a 60-day term.

Accrued expenses are normally settled within 30 to 60 days.

Statutory payables represent withholding taxes payable, SSS, HDMF and PhilHealth premiums, and other liabilities to the government agencies.

Others mainly pertain to advance payments received from customers of SWA.

Reversal of long-outstanding trade and other payables amounted to ₱0.8 million in 2020 (see Note 19).

13. Retirement Benefits

The Parent Company and SWA maintain separate unfunded, non-contributory, and defined benefit plans covering all eligible employees. An independent actuary conducts an actuarial valuation of the retirement liability. The latest actuarial report is as at December 31, 2021 for SWA and December 31, 2020 for the Parent Company.

The retirement benefits expense recognized in the consolidated statements of income is as follows (see Note 18):

	2021	2020	2019
Current service costs	₱332	₱660	₱487
Interest costs	455	697	857
	₱787	₱1,357	₱1,344

The net cumulative remeasurement gains (losses) on retirement liability recognized as other comprehensive income follows:

	2021	2020	2019
Balance at beginning of year	₱1,358	(₱1,896)	(₱1,227)
Remeasurement gain (loss)	3,099	3,254	(669)
Balance at end of year	₱4,457	₱1,358	(₱1,896)

Changes in the present value of retirement liability are as follows:

	2021	2020
Balance at beginning of year	₱11,647	₱13,544
Current service costs	332	660
Interest costs	455	697
Remeasurement loss (gain)	(3,099)	(3,254)
Balance at end of year	₱9,335	₱11,647

The principal assumptions used in determining the retirement liability are shown below:

	2021	2020
Discount rate	5.08%	3.96%
Salary increase rate	2.00%	2.00%

The sensitivity analysis based on reasonably possible changes of the assumptions as at December 31, 2021 is as follows:

	Change in Assumption	Effect on Retirement Liability
Discount rate	+100 bps	(₱1,673)
	-100 bps	2,076
Salary rate	+100 bps	2,123
	-100 bps	(1,734)

Each sensitivity analysis on the significant actuarial assumptions was prepared by remeasuring the defined benefit liability at the end of each reporting date after adjusting one of the current assumptions according to the applicable sensitivity increment or decrement (based on changes in the relevant assumption that were reasonably possible at the valuation date) while all other assumptions remained unchanged. The corresponding change in the defined benefit liability was expressed as a percentage change from the base defined benefit liability.

As at December 31, 2021, expected future benefit payments are shown below:

Within one year	₱6,428
More than five years	1,350
	₱7,778

The weighted average duration of the defined benefit obligation at the end of the reporting year is at 13.08 years.

14. Equity

Capital Stock

This account consists of the following:

	Number of Shares	Amount
Common Stock "Class A" - P1 par value		
Authorized	1,800,000,000	P1,800,000
Issued and outstanding	1,148,534,866	1,148,535

**Number of shares and par value figures are stated at absolute values.*

Additional Paid-in Capital

This account consists of:

Premium on issuance of shares of stock	P348,213
Premium on forfeited stock option	103,151
	<u>P451,364</u>

Premium on issuance of shares of stock represents the excess of paid-up capital over the par value of capital stock. Premium on forfeited stock option represents increase in equity arising from equity-settled share-based payment transactions.

Parent Shares Held by a Subsidiary

In 2014, Paxys N.V., through a tender offer, completed the purchase of 345,622,477 common shares of the Parent Company representing 30.09% of its outstanding capital stock for a total consideration of P1,149.9 million.

Retained Earnings

Undistributed retained earnings of a foreign subsidiary amounting to P3,171.0 million and P3,141.5 million as at December 31, 2021 and 2020, respectively, are not available for dividend declaration until these are distributed by the subsidiary to the Parent Company.

Dividends payable of the Parent Company as at December 31, 2021 and 2020 amounted to P6.6 million, which pertain to dividends declared in prior years (see Note 12).

15. Related Party Transactions and Balances

In the normal course of business, the Group has transactions and balances with related parties pertaining to noninterest-bearing advances as follows:

Related Party	Year	Transactions during the Year	Due from Related Parties (see Note 7)
Joint Venture	2021	₱134	₱16,019
	2020	54	15,885
Entities with Common Stockholders	2021	4,476	72,682
	2020	2,867	68,206
	2021		₱88,701
	2020		84,091

Outstanding balances are unsecured, noninterest-bearing with no fixed repayment terms and are normally settled in cash. No guarantees have been provided or received for these balances. Impairment assessment is undertaken at each reporting date.

Allowance for impairment losses related to these receivables amounted to ₱69.3 million as at December 31, 2021 and 2020 (see Note 7).

Compensation of Key Management Personnel of the Group

	2021	2020	2019
Salaries and wages	₱13,919	₱13,919	₱14,348
Professional fees	5,124	7,102	7,452
Retirement benefits	–	547	524
Other short-term benefits	2,590	4,004	4,125
	₱21,633	₱25,572	₱26,449

16. Cost of Services

This account consists of:

	Note	2021	2020	2019
Personnel cost	18	₱12,821	₱18,589	₱31,680
Depreciation and amortization	19	8,266	10,473	11,146
Communication		3,197	3,180	3,398
Utilities		3,068	3,046	4,008
Security and janitorial services		2,935	2,910	3,974
Association dues		252	267	273
Supplies		147	225	258
Rent	22	109	128	128
Outside services		–	–	1,026
Others		1,241	1,938	2,492
		₱32,036	₱40,756	₱58,383

Others pertain to insurance, transportation and travel, taxes and licenses, dues and repairs and maintenance and other miscellaneous expenses.

17. General and Administrative Expenses

This account consists of:

	Note	2021	2020	2019
Personnel cost	18	₱26,064	₱29,397	₱30,025
Professional fees		24,022	37,472	43,862
Depreciation and amortization	19	8,829	8,359	8,233
Utilities		2,694	2,598	2,527
Bank charges		2,348	1,483	1,658
Rent	22	1,879	123	120
Communication		1,716	1,742	1,871
Insurance		1,600	1,787	2,516
Security and janitorial services		₱1,404	₱1,397	₱1,614
Membership dues		600	653	1,692
Entertainment, amusement and recreation		441	375	1,352
Transportation and travel		370	304	1,058
Provision for impairment losses on input VAT	8	7	9	6
Others		4,512	3,805	3,856
		₱76,486	₱89,504	₱100,390

18. Personnel Costs

This account consists of:

	Note	2021	2020	2019
Salaries and wages		₱31,771	₱37,308	₱50,451
Retirement benefits	13	787	1,357	1,344
Trainings		103	272	785
Other employee benefits		6,224	9,049	9,125
		₱38,885	₱47,986	₱61,705

Other employee benefits pertain mainly to statutory contributions, incentives, and health care and insurance benefits of employees.

Personnel costs are allocated as follows:

	Note	2021	2020	2019
Cost of services	16	₱12,821	₱18,589	₱31,680
General and administrative expenses	17	26,064	29,397	30,025
		₱38,885	₱47,986	₱61,705

19. Interest Income, Other Income, Depreciation and Amortization

Interest Income

	Note	2021	2020	2019
Investment securities:	6			
Financial assets at:				
FVOCI		₱15,601	₱11,340	₱6,245
Amortized cost		8,014	6,399	5,487
Cash and cash equivalents	5	11,973	33,604	104,816
		₱35,588	₱51,343	₱116,548

Other Income

	Note	2021	2020	2019
Gain on redemption of investment securities at:				
FVPL	6	₱134	₱2,697	₱-
FVOCI	6	8,243	22	-
Rent	22	3,095	3,198	1,749
Unrealized fair value gain on investment securities at FVPL	6	98	359	540
Reversal of long-outstanding trade and other payables	12	-	788	-
Others		1,385	1,151	423
		₱12,955	₱8,215	₱2,712

Others pertain to income from sublease of office and parking spaces to third parties.

Depreciation and Amortization

This account consists of:

	Note	2021	2020	2019
ROU assets	22	₱15,205	₱14,786	₱14,774
Property and equipment	10	1,670	3,862	4,285
Intangible assets	11	220	184	320
		₱17,095	₱18,832	₱19,379

Depreciation and amortization are allocated as follows:

	Note	2021	2020	2019
General and administrative expenses		₱8,829	₱8,359	₱8,233
Cost of services		8,266	10,473	11,146
	19	₱17,095	₱18,832	₱19,379

20. Income Taxes

- a. The components of current income tax expense as presented in the consolidated statements of income are as follows:

	2021	2020	2019
Final tax	₱2,341	₱4,009	₱9,952
MCIT	74	392	475
	₱2,415	₱4,401	₱10,427

- b. The reconciliation of income tax expense (benefit) computed at statutory tax rate and income tax expense as shown in the consolidated statements of income is as follows:

	2021	2020	2019
Income tax expense (benefit) at statutory income tax rate	(₱2,750)	(₱6,457)	₱10,413
Net changes in unrecognized net deferred tax assets	(15,442)	9,121	9,467
Effect of changes in income tax rate	13,220	–	–
Income tax effects of:			
Expired NOLCO	15,064	12,650	10,925
Interest income subjected to final tax	(6,556)	(2,047)	(5,088)
Nontaxable income	(2,116)	(10,189)	(17,380)
Others	869	1,112	1,702
Expired MCIT	208	193	373
Difference in the tax rates of subsidiaries	(97)	–	–
Expenses subject to 10% preferential income tax rate	15	18	15
	₱2,415	₱4,401	₱10,427

The Corporate Recovery and Tax Incentives for Enterprises (CREATE) Act or RA No. 11534 was signed into law on March 26, 2021 and took effect on April 11, 2021 which reduced the corporate income tax rate from 30% to 25% starting July 1, 2020. In 2021, the change in effective tax rate resulted to a reduction in the current income tax expense by ₱0.1 million and increase in comprehensive income by ₱0.1 million.

The composition of current income tax expense in 2021 are as follows:

Current income tax expense for the taxable year December 31, 2021	₱2,513
Impact of change in income tax rate beginning January 1, 2020	(98)
	₱2,415

c. Details of unrecognized net deferred tax assets are as follows:

	2021	2020
NOLCO	P50,040	P60,199
Allowance for impairment losses on trade and other receivables and input VAT	6,825	8,190
Retirement liability	2,334	3,494
Excess MCIT over RCIT	940	1,075
Excess of ROU assets amortization and interest expense over lease payments	733	243
Accruals and provision	494	593
Unrealized foreign exchange loss (gain)	(1,352)	1,658
Unrealized gain from fair value changes of investment securities	(128)	(124)
	P59,886	P75,328

Management has assessed that sufficient future taxable income may not be available against which the carry-forward benefits of NOLCO, excess MCIT over RCIT and other deductible temporary differences may be utilized.

As at December 31, 2021 and 2020, the Group did not recognize deferred tax liability on undistributed income of Paxys N.V., a wholly owned subsidiary of the Parent Company, amounting to P792.8 million and P942.4 million, respectively. Management believes that the Parent Company can control the timing of the dividend distribution of Paxys N.V. to the Parent Company and it is probable that the temporary difference will not reverse in the foreseeable future.

d. Details of carry-forward benefits arising from NOLCO and excess MCIT over RCIT are as follows:

NOLCO

Year Incurred	Balance as at December 31, 2020	Additions (Applied)	Expired	Balance as at December 31, 2021	Available Until
2018	P60,302	(P13)	(P60,271)	P-	2021
2019	72,708	-	-	72,708	2022
2020	67,846	-	-	67,846	2025
2021	-	59,606	-	59,606	2026
	P200,856	P59,593	(P60,271)	P200,160	

Under the Republic Act No. 11494, also known as "*Bayanihan to Recover as One Act*", and Revenue Regulation 25-2020, the Company is allowed to carry-over the NOLCO incurred for taxable year 2020 and 2021 for the next five years immediately following the year of such loss.

MCIT

Year Incurred	Balance as at December 31, 2020	Additions	Applied/ Expired	Effect of changes in tax rate	Balance as at December 31, 2021	Available Until
2018	P208	P-	(P208)	P-	P-	2021
2019	475	-	-	-	475	2022
2020	392	-	-	(98)	294	2023
2021	-	171	-	-	171	2024
	P1,075	P171	(P208)	(P98)	P940	

21. Earnings (Loss) per Share

Basic/diluted earnings (loss) per share are computed as follows:

	Note	2021	2020	2019
Net income (loss) (a)		(P13,413)	(P25,925)	P24,282
Issued and outstanding shares	14	1,148,535	1,148,535	1,148,535
Parent shares held by a subsidiary	14	(345,622)	(345,622)	(345,622)
Number of shares issued and outstanding (b)		802,913	802,913	802,913
Basic/diluted earnings (loss) per share (a/b)		(P0.017)	(P0.032)	P0.030

There are no potential dilutive common shares as at December 31, 2021, 2020 and 2019.

22. Commitments

Lease Commitments

a. The Group as a Lessee

- i. The Parent Company has an existing lease agreement with a third party for the lease of office space and parking spaces for five years until April 30, 2026. The quarterly rent is subject to escalation rates ranging from 5% to 10% per annum. The lease is renewable upon mutual consent of the parties to be covered by a separate lease agreement. As at December 31, 2021 and 2020, refundable security deposit, amounted to P1.4 million.
- ii. SWA has an existing non-cancellable five-year agreement with a third party for the lease of an office space until December 31, 2018. This was extended for four years up to December 31, 2022, with an option to extend for another year and six months until June 2024. The rental rate is subject to an escalation rate of 5% per annum. As at December 31, 2021 and 2020, refundable security deposit amounted to P1.5 million.
- iii. On October 21, 2018, SWA entered into a two-year lease agreement with a third party for the lease of an office space until October 20, 2020. This was extended for another two years until October 20, 2022. The lease is renewable upon mutual consent of the parties to be covered by a separate and new lease agreement. The rental rate shall be subjected to an escalation rate of 5% per annum upon renewal. As at December 31, 2021 and 2020 refundable security deposit amounted to P0.3 million.

Outstanding rental and security deposits on lease commitments, presented under "Other noncurrent assets" in the consolidated statements of financial position, amounted to P3.6 million and P2.2 million as at December 31, 2021 and 2020, respectively (See Note 11). The refundable security deposits presented under "Other current assets" in the consolidated statements of financial position amounted to P1.4 million as at December 31, 2020 (see Note 8). These are refundable in cash at the end of the lease term.

Amounts recognized in the consolidated statements of income follow:

	2021	2020	2019
Amortization on ROU assets	₱15,205	₱14,786	₱14,774
Interest expense on lease liabilities	1,530	1,267	1,526
Rent expense	1,988	251	248
	₱18,723	₱16,304	₱16,548

Rent expense includes rent on low-value asset leases on storage and equipment.

Amortization of ROU assets is allocated as follows:

	Note	2021	2020
Cost of services	16	₱7,130	₱7,094
General and administrative expenses	17	8,075	7,692
		₱15,205	₱14,786

Rent expense is allocated as follows:

	Note	2021	2020	2019
General and administrative expenses	17	₱1,879	₱123	₱120
Cost of services	16	109	128	128
		₱1,988	₱251	₱248

The movements in the ROU assets are presented below:

	Note	2021	2020
Balance at beginning of year		₱25,422	₱38,369
Addition		38,573	1,839
Amortization	19	(15,205)	(14,786)
Balance at end of year		₱48,790	₱25,422

The movements in the lease liabilities are presented below:

	2021	2020
Balance at beginning of year	₱24,770	₱37,573
Addition	38,574	1,839
Payments	(14,858)	(15,909)
Interest expense	1,530	1,267
	50,016	24,770
Current portion	13,902	8,379
Noncurrent portion	₱36,114	₱16,391

The future minimum lease payments under noncancellable leases are as follows:

	2021	2020
Within one year	₱15,663	₱9,181
After one year but not more than five years	38,354	16,920
	₱54,017	₱26,101

The future cash outflows under low value leases are as follows:

	2021	2020
Within one year	P100	P59
After one year but not more than five years	50	236
	P150	P295

b. The Group as a Lessor

In 2019, SWA has subleased a portion of its office space in Laguna to a third party for a period of five years.

Rent income from subleased portion amounted to P3.1 million, P3.2 million and P1.7 million in 2021, 2020 and 2019, respectively (see Note 19).

Facilities and Support Services Agreement

In October 2018, SWA entered into a Managed Facility and Support Services Agreement with a third party for work-ready seats for a period of two years until October 20, 2020. This was extended for another two years until October 20, 2022. The service agreement provides outsourced facility services, data connectivity, IT support and power for the leased work seats.

Income earned from this agreement amounted to P14.8 million, P14.8 million and P15.5 million in 2021, 2020 and 2019, respectively, as part of the revenues in the consolidated statements of income of the Group.

23. Financial Instruments

Financial Risk Management Objectives and Policies

The Group's principal financial instruments comprise cash and cash equivalents, investment securities, trade and other receivables, rental and security deposits, and trade and other payables (excluding statutory payables), lease liabilities and other noncurrent liabilities which arise directly from the operations. The main risks arising from the Group's financial instruments are foreign currency risk, credit risk, and liquidity risk. The BOD reviews and agrees policies for managing each of these risks and these are summarized below.

Foreign Currency Risk

The Group's exposure to foreign currency risk results mainly from foreign currency denominated services rendered by SWA and other business transactions of the Group denominated in foreign currencies. The Group's consolidated financial position and financial performance may be affected by the movements in the U.S. Dollar (US\$) to Philippine Peso exchange rates.

The following rates of exchange have been used by the Group in translating foreign currency consolidated statements of income and consolidated statements of financial position items as at and for the years ended December 31, 2021 and 2020:

	2021		2020	
	Closing	Average	Closing	Average
Philippine Peso to 1 unit of US\$	51.00	49.36	P48.02	P49.49

As at December 31, 2021 and 2020, the significant foreign currency-denominated financial assets of the Group are as follows:

	2021		2020	
	In US\$	Philippine Peso Equivalent	In US\$	Philippine Peso Equivalent
Cash and cash equivalents	US\$26,173	₱1,334,797	US\$39,791	₱1,910,875
Trade and other receivables	165	8,415	375	18,009
Investment securities -				
Financial assets at:				
FVOCI	16,304	831,507	7,726	371,026
Amortized cost	13,450	685,950	8,798	422,506
FVPL	850	43,351	869	41,711
Foreign currency-denominated financial assets	US\$56,942	₱2,904,020	US\$57,559	₱2,764,127

A reasonably possible change of -2.98/+2.98 in 2021 and -2.62/+2.62 in 2020 in the US\$ to Philippine Peso exchange rate based on latest year-on-year movement in the currency, with all other variables held constant, shall result to the following income before tax movements in the Group's consolidated statements of income:

	2021		2020	
	Increase (Decrease) in Exchange Rates	Increase (Decrease) on Income before Tax	Increase (Decrease) in Exchange Rates	Increase (Decrease) on Income before Tax
US\$	2.98 (2.98)	₱130,712 (130,712)	2.62 (2.62)	₱150,630 (150,630)

Credit Risk

Credit risk is the risk that the Group will incur losses when its counterparties fail to discharge their contractual obligations.

Receivables are monitored on an on-going basis to minimize Group's exposure to possible losses. The Group trades only with recognized, creditworthy third parties. It is Group policy to subject customers who trade on credit terms to credit verification procedures. Trade receivables pertain mainly to the account of Nuance Communications Ireland Ltd.

The credit risk for cash and cash equivalents and investment securities is considered negligible because the counterparties are reputable banks and investment institutions with high quality external credit ratings.

The gross maximum exposure of the Group to credit risk corresponds to the total gross amounts of the following financial assets:

	Note	2021	2020
Cash and cash equivalents ^(a)	5	₱2,142,192	₱2,549,402
Investment securities -	6		
Financial assets at:			
Amortized cost		705,597	522,517
FVOCI		831,507	371,021
FVPL		45,466	156,262
Trade and other receivables	7	134,300	127,903
Rental and security deposits ^(b)	22	3,592	3,592
		₱3,862,654	₱3,730,697

^(a)Excluding cash on hand amounting to ₱65 as at December 31, 2021 and 2020.

^(b)Included under "Other current assets" and "Other noncurrent assets".

The analysis of the financial assets that were past due but not impaired follows:

	2021						
	Neither Past Due nor Impaired	Past Due but not Impaired			Total	Impaired	Total
		Less than 30 Days	30 to 60 Days	More than 60 Days			
Cash and cash equivalents ^(a)	P2,142,192	P-	P-	P-	P-	P-	P2,142,192
Investment securities -							
Financial assets at:							
FVOCI	831,507	-	-	-	-	-	831,507
Amortized cost	705,597	-	-	-	-	-	705,597
FVPL	45,466	-	-	-	-	-	45,466
Trade and other receivables:							
Trade	5,899	-	-	-	-	9,616	15,515
Accrued interest	9,782	-	-	-	-	-	9,782
Due from related parties	-	-	-	19,382	19,382	69,319	88,701
Others	2,366	-	-	-	-	17,684	20,050
Rental and security deposits ^(b)	3,592	-	-	-	-	-	3,592
	P3,746,401	P-	P-	P19,382	P19,382	P96,619	P3,862,402

^(a)Excluding cash on hand amounting to P65.

^(b)Included under "Other noncurrent assets."

	2020						
	Neither Past Due nor Impaired	Past Due but not Impaired			Total	Impaired	Total
		Less than 30 Days	30 to 60 Days	More than 60 Days			
Cash and cash equivalents ^(a)	P2,549,402	P-	P-	P-	P-	P-	P2,549,402
Investment securities -							
Financial assets at:							
Amortized cost	522,517	-	-	-	-	-	522,517
FVOCI	371,021	-	-	-	-	-	371,021
FVPL	156,262	-	-	-	-	-	156,262
Trade and other receivables:							
Trade	6,537	-	-	-	-	9,616	16,153
Accrued interest	6,518	-	-	-	-	-	6,518
Due from related parties	-	-	-	14,960	14,960	69,319	84,279
Others	3,457	-	-	-	-	17,684	21,141
Rental and security deposits ^(b)	3,592	-	-	-	-	-	3,592
	P3,619,306	P-	P-	P14,960	P14,960	P96,619	P3,730,885

^(a)Excluding cash on hand amounting to P65.

^(b)Included under "Other current assets" and "Other noncurrent assets."

The table below shows the credit quality of the financial assets classified as neither past due nor impaired as at December 31, 2021 and 2020:

	2021			2020		
	High Grade	Standard Grade	Total	High Grade	Standard Grade	Total
Cash and cash equivalents ^(a)	??eq	P-	P2,142,192	P2,549,402	P-	P2,549,402
Investment securities -						
Financial assets at:						
FVOCI	831,507	-	831,507	522,517	-	522,517
Amortized cost	705,597	-	705,597	371,021	-	371,021
FVPL	45,466	-	45,466	156,262	-	156,262
Trade and other receivables	18,047	-	18,047	16,512	-	16,512
Rental and security deposits ^(b)	-	3,592	3,592	-	3,592	3,592
	P3,742,809	P3,592	P3,746,401	P3,615,714	P3,592	P3,619,306

^(a)Excluding cash on hand amounting to P65 as at December 31, 2021 and 2020.

^(b)Included under "Other current assets" and "Other noncurrent assets."

For trade receivables, the Group calculates impairment based on lifetime ECL using a provision matrix that is based on its historical credit loss experience, adjusted for forward-looking factors specific to the debtors and the economic environment.

For other financial assets at amortized cost, which comprise cash equivalents, investment securities, other receivables (including due from related parties) and rental and security deposits, ECL is based on 12-month ECL. However, the ECL for certain receivables, which are identified as credit-impaired, is based on lifetime ECL.

The credit quality of financial assets is managed by the Group using high grade and standard grade as internal credit ratings.

High Grade. Financial assets with high credit quality are normally collected within the credit period and without history of default collection.

Cash and cash equivalents and investment securities are placed in or deposited with reputable banks, thus, are fully realizable. Probability of default is close to zero and significant change in credit risk is unlikely for these financial instruments.

Standard Grade. Standard grade financial assets pertain mainly to receivables from counter parties that have a strong capacity to meet contractual obligations in the near term and have acceptable probability of default.

Past due receivables from related parties are not impaired when management assesses that these are fully realizable based on the counter parties' available assets.

Receivables from related parties are considered credit-impaired when the counter parties have no liquid assets and/or available assets to pay the outstanding receivables. Thus, these are provided with allowance for impairment losses.

Liquidity Risk

Liquidity risk is the risk that the Group will encounter difficulty in meeting financial obligations due to shortage of funds. The Group's exposure to liquidity risk may arise primarily from mismatch of the maturities of financial assets and liabilities.

The Group's objective is to maintain continuity of funding. The Group's liquidity risk management policy is to measure and forecast its cash commitments, to match debt maturities with the assets being financed, to maintain a diversity of funding sources with its access to bank financing and the capital market and to hold a sufficient level of cash reserves.

The Group monitors its risk to shortage of funds by considering the maturity of both its financial assets and liabilities projected cash flows.

The table below summarizes the maturity profile of the Group's financial assets and liabilities (excluding statutory payables) used to manage liquidity based on contractual undiscounted payments.

	2021			Total	2020			Total
	Upon Demand	Within One Year	Over One Year		Upon Demand	Within One Year	Over One Year	
Financial Assets								
Cash and cash equivalents	₱2,142,192	₱-	₱-	₱2,142,192	₱2,549,467	₱-	₱-	₱2,549,467
Investment securities -								
Financial assets at:								
Amortized cost	-	705,597	-	705,597	-	522,517	-	522,517
FVOCI	831,507	-	-	831,507	371,021	-	-	371,021
FVPL	45,466	-	-	45,466	156,262	-	-	156,262
Trade and other receivables	-	18,047	-	18,047	-	31,284	-	31,284
Rental and security deposits	-	-	3,592	3,592	-	-	3,592	3,592
Total undiscounted financial assets	3,019,165	723,644	3,592	3,746,401	3,076,750	553,801	3,592	3,634,143
Financial Liabilities								
Trade payables	-	1,899	-	1,899	-	604	-	604
Accrued expenses	-	9,960	-	9,960	-	9,701	-	9,701
Dividends payable	6,554	-	-	6,554	6,554	-	-	6,554
Other current liabilities	-	1,626	-	1,626	-	1,657	-	1,657
Lease liabilities	-	15,663	43,764	54,017	-	9,181	16,920	26,101
Other noncurrent liabilities	-	-	-	-	-	1,802	-	1,802
Total undiscounted financial liabilities	6,554	29,148	43,764	74,056	6,554	22,945	16,920	46,419
Net undiscounted financial assets (liabilities)	₱3,012,611	₱694,496	(₱40,172)	₱3,672,345	₱3,070,196	₱530,856	(₱13,328)	₱3,587,724

Capital Management

The primary objective of the Group's capital management is to ensure that it maintains a strong credit rating and healthy capital ratios in order to support its business and maximize shareholder value.

The Group competes in an industry where opportunities for growth still abound. Projects are selected if their expected returns are higher than cost of capital. Funding is sourced from a combination of retained earnings, debt and new capital. The Group aims for flexibility in the capital structure to meet changing conditions and adapt with minimum cost and delay. It looks at solvency by keeping its debt capacity within its ability to generate future cash flows.

The Group is not subject to externally imposed capital requirements. The table below summarizes the equity components of the Group.

	2021	2020
Capital stock	₱1,148,535	₱1,148,535
Additional paid-in capital	451,364	451,364
Parent shares held by a subsidiary	(1,149,886)	(1,149,886)
Other equity reserves	431,288	285,391
Retained earnings	2,881,202	2,894,615
	3,762,503	₱3,630,019

Fair Values

The following is a comparison by category of carrying amounts and fair values of the Group's financial instruments that are reflected in the consolidated financial statements:

	2021		2020	
	Carrying Amount	Fair Value	Carrying Amount	Fair Value
Financial Assets				
Cash and cash equivalents	₱2,142,257	₱2,142,257	₱2,549,467	₱2,549,467
Investment securities -				
Financial assets at:				
Amortized cost	705,597	705,597	522,517	522,517
FVOCI	831,507	831,507	371,021	371,021
FVPL	45,466	45,466	156,262	156,262
Trade and other receivables	37,681	37,681	31,284	31,284
Rental and security deposits	3,592	3,592	3,592	3,537
	₱3,766,100	₱3,766,100	₱3,634,143	₱3,634,088
Financial Liabilities				
Trade and other payables*:				
Trade	₱1,899	₱1,899	₱604	₱604
Accrued expenses	9,960	9,960	9,701	9,701
Dividends	6,554	6,554	6,554	6,554
Other current liabilities	1,626	1,626	1,657	1,657
Lease liabilities	50,016	46,787	24,770	25,270
Other noncurrent liabilities	1,802	1,802	1,802	1,802
	₱71,857	₱68,628	₱45,088	₱45,588

*Excluding statutory payables amounting to ₱6,655 and ₱6,423 as at December 31, 2021 and 2020, respectively.

The following methods and assumptions were used to estimate the fair value of each class of financial instrument for which it is practicable to estimate such value:

Cash and Cash Equivalents, Financial Assets at Amortized Cost, Trade and Other Receivables and Trade and Other Payables (excluding statutory payables). Due to the relatively short-term maturities of the financial assets and liabilities, the fair values approximate the carrying amounts at initial recognition.

Financial Assets at FVPL. The fair value of the Group's financial assets at FVPL is based on the net *Financial Assets at FVPL*. The fair value of the Group's financial assets at FVPL is based on the net asset value as at end of the reporting period and is categorized as Level 2.

Financial Assets at FVOCI. The fair value of the Group's financial assets at FVOCI is estimated by reference to quoted bid price in an active market at the end of the reporting period and is categorized as Level 1.

Lease Liabilities. The fair value of lease liabilities was determined based on Level 2 in which the inputs are based on the discounted interest rate of the prevailing comparable instrument in the market.

Rental and Security Deposits and Other Noncurrent Liabilities. Fair values of security deposits are based on the present value of the expected future cash flows using discount rates ranging from 1.21% to 1.81%. These are categorized under Level 2 of the fair value measurements hierarchy for financial instruments.

For the years ended December 31, 2021 and 2020, there were no transfers between Level 1 and Level 2 fair value measurements.

**REPORT OF INDEPENDENT AUDITORS
ON SUPPLEMENTARY SCHEDULES FOR FILING WITH THE
SECURITIES AND EXCHANGE COMMISSION**

The Stockholders and the Board of Directors
Paxys, Inc.
15th Floor, 6750 Ayala Office Tower
Ayala Avenue, Makati City

We have audited in accordance with Philippine Standards on Auditing, the consolidated financial statements of Paxys, Inc. (the Parent Company) and Subsidiaries (the Group) as at December 31, 2021 and 2020 and for each of the three years in the period ended December 31, 2021 and have issued our report thereon dated March 28, 2022. Our audits were made for the purpose of forming an opinion on the basic consolidated financial statements taken as a whole. The accompanying Supplementary Schedules for submission to the Securities and Exchange Commission (SEC) are the responsibility of the Group's management.

The supplementary schedules include the following:

- Schedules Required under Annex 68-E of the Revised Securities Regulation Code (SRC) Rule 68 as at and for the years ended December 31, 2021 and 2020
- Schedules Required under Annex 68-J of the Revised SRC Rule 68 as at and for the year ended December 31, 2021
- Reconciliation of the Parent Company Retained Earnings Available for Dividend Declaration for the year ended December 31, 2021
- Corporate Structure as at December 31, 2021

The Supplementary Schedule on Financial Soundness Indicators, including their definitions, formulas, calculation, and their appropriateness or usefulness to the intended users, is the responsibility of the Group's management. These financial soundness indicators are not measures of operating performance defined by Philippine Financial Reporting Standards (PFRS) and may not be comparable to similarly titled measures presented by other companies. The components of these financial soundness indicators have been traced to the Group's consolidated financial statements as at December 31, 2021 and 2020 and for each of the three years ended December 31, 2021 and no material exceptions were noted.



The supplementary schedules are presented for purposes of complying with the Revised SRC Rule 68 issued by the SEC, and are not part of the basic consolidated financial statements. The supplementary schedules have been subjected to the auditing procedures applied in the audit of the basic consolidated financial statements and, in our opinion, fairly state, in all material respects, the financial data required to be set forth therein in relation to the basic consolidated financial statements taken as a whole.

REYES TACANDONG & CO.


MICHELLE R. MENDOZA-CRUZ

Partner

CPA Certificate No. 97380

Tax Identification No. 201-892-183-000

BOA Accreditation No. 4782; Valid until April 13, 2024

SEC Accreditation No. 97380-SEC Group A

Issued April 8, 2021

Valid for Financial Periods 2020 to 2024

BIR Accreditation No. 08-005144-012-2020

Valid until January 1, 2023

PTR No. 8851710

Issued January 3, 2022, Makati City

March 28, 2022

Makati City, Metro Manila

PAXYS, INC. AND SUBSIDIARIES
LIST OF SUPPLEMENTARY INFORMATION
DECEMBER 31, 2021

Schedules Required under Annex 68-J of the Revised Securities Regulation Code Rule 68

	Page No.
A Financial Assets	1
Amounts Receivable from Directors, Officers, Employees, Related Parties, and	
B Principal Stockholders (Other than Related Parties)	2
Amounts Receivable from Related Parties which are Eliminated during the	
C Consolidation of the Financial Statements	3
D Long-term Borrowings	*
E Indebtedness to Related Parties	*
F Guarantees of Securities of Other Issuers	*
G Capital Stock	4

Other Required Information

Reconciliation of the Parent Company Retained Earnings Available for Dividend	
H Declaration for the year ended December 31, 2021	5
Financial Soundness Indicators as at and for the years ended December 31, 2021	
I and 2020	6
J Corporate Structure as at December 31, 2021	7

* *Not Applicable*

PAXYS, INC. AND SUBSIDIARIES

FINANCIAL ASSETS

DECEMBER 31, 2021

(Amounts in Thousands)

Financial Asset/ Name of issuing entity	Number of Shares or Principal Amount of Bonds	Amount Shown in the Statement of Financial Position	Income Received and Accrued
Cash in Banks			
BDO Unibank, Inc.		₱11,934	₱82
UBS Bank		8,008	66
Bank Julius Baer		5,479	45
Bank of the Philippine Islands		3,607	33
J.P. Morgan Chase Bank		742	8
Security Bank Corporation		635	7
		30,405	241
Cash Equivalents			
Bank of the Philippine Islands		840,263	5,410
UBS Bank		757,625	4,031
Bank Julius Baer		362,019	1,196
J.P. Morgan Chase Bank		149,264	466
Security Bank Corporation		1,602	278
BDO Unibank, Inc.		1,014	351
		2,111,787	11,732
		2,142,192	11,973
Financial Assets at Fair Value through Profit or Loss			
Bank of the Philippine Islands		45,466	-
		45,466	-
Financial Assets at Fair Value through Other Comprehensive Income			
Fixed Income Investments:			
UBS Bank Managed Funds	\$9,450	496,146	13,586
J.P. Morgan Chase Bank	\$4,000	209,451	2,015
		705,597	15,601
Financial Assets at Amortized Cost			
J.P. Morgan Chase Bank	\$11,500	582,136	6,059
Bank Julius Baer	5,000	249,371	1,065
UBS Bank	-	-	890
		831,507	8,014
Trade and Other Receivables - Net			
Due from related parties		19,382	-
Trade		5,899	-
Accrued interest		9,782	-
Others		2,618	-
		37,681	-
Rental and Security Deposits			
		3,592	-
		₱3,766,035	₱35,588

PAXYS, INC. AND SUBSIDIARIES

AMOUNTS RECEIVABLE FROM DIRECTORS, OFFICERS, EMPLOYEES, RELATED PARTIES AND PRINCIPAL STOCKHOLDERS
(OTHER THAN RELATED PARTIES)

DECEMBER 31, 2021

(Amounts in Thousands)

	Balance at Beginning of Year	Additions	Amounts Collected	Amounts Written-off	Current	Noncurrent	Balance at end of year
Advances to officers and employees	₱1,666	₱4,890	₱4,705	₱-	₱1,851	-	₱1,851

PAXYS, INC. AND SUBSIDIARIES

**AMOUNTS RECEIVABLE FROM RELATED PARTIES WHICH ARE
ELIMINATED DURING CONSOLIDATION OF FINANCIAL STATEMENTS**

DECEMBER 31, 2021
(Amounts in Thousands)

Related Parties	Balance at Beginning of Year	Additions*	Amounts Collected*	Current	Noncurrent	Balance at end of Year
Due from Related Parties						
Paxys Global Services, Inc.	P66,565	P208	P-	P66,773	P-	P66,773
Scopeworks Asia, Inc.	58,089	57	-	58,146	-	58,146
Paxys Global Services Pte. Ltd	32,701	2,287	3	34,985	-	34,985
Paxys N.V.	19,947	1,080	-	21,027	-	21,027
Paxys Global Services Ltd. Regional Operating Headquarters	13,360	577	-	13,937	-	13,937
Paxys Ltd.	12,241	192	-	12,433	-	12,433
	P202,903	P4,401	P3	P207,301	P-	P207,301

*inclusive of foreign currency translation adjustments on dollar-denominated receivables

PAXYS, INC. AND SUBSIDIARIES

CAPITAL STOCK
DECEMBER 31, 2021

Title of issue	Number of shares authorized	Number of shares issued and outstanding as shown under related consolidated statement of financial position caption	Number of shares reserved for options, warrants, conversion, and other rights	Number of shares held by related parties	Directors and officers	Others
Common shares - "Class A" at ₱1 par value	1,800,000,000	1,148,534,866	—	976,466,515	217,800	171,850,551

PAXYS, INC. AND SUBSIDIARIES
RECONCILIATION OF PARENT COMPANY RETAINED EARNINGS
AVAILABLE FOR DIVIDEND DECLARATION
FOR THE YEAR ENDED DECEMBER 31, 2021

Deficit at Beginning of Year	(P217,701,985)
Net unrealized foreign exchange loss in 2020	(4,524,181)
Deficit at Beginning of Year, as Adjusted	<u>(222,226,166)</u>
Net Loss Actually Realized during the Year	
Net loss closed to retained earnings	(42,450,171)
Unrealized foreign exchange loss in 2021	(5,838,031)
Unrealized foreign exchange loss in 2020, realized in 2021	4,524,181
Unrealized fair value gain	(209,794)
	<u>(43,973,815)</u>
Deficit at End of Year	<u><u>(P266,199,981)</u></u>

SCHEDULE I

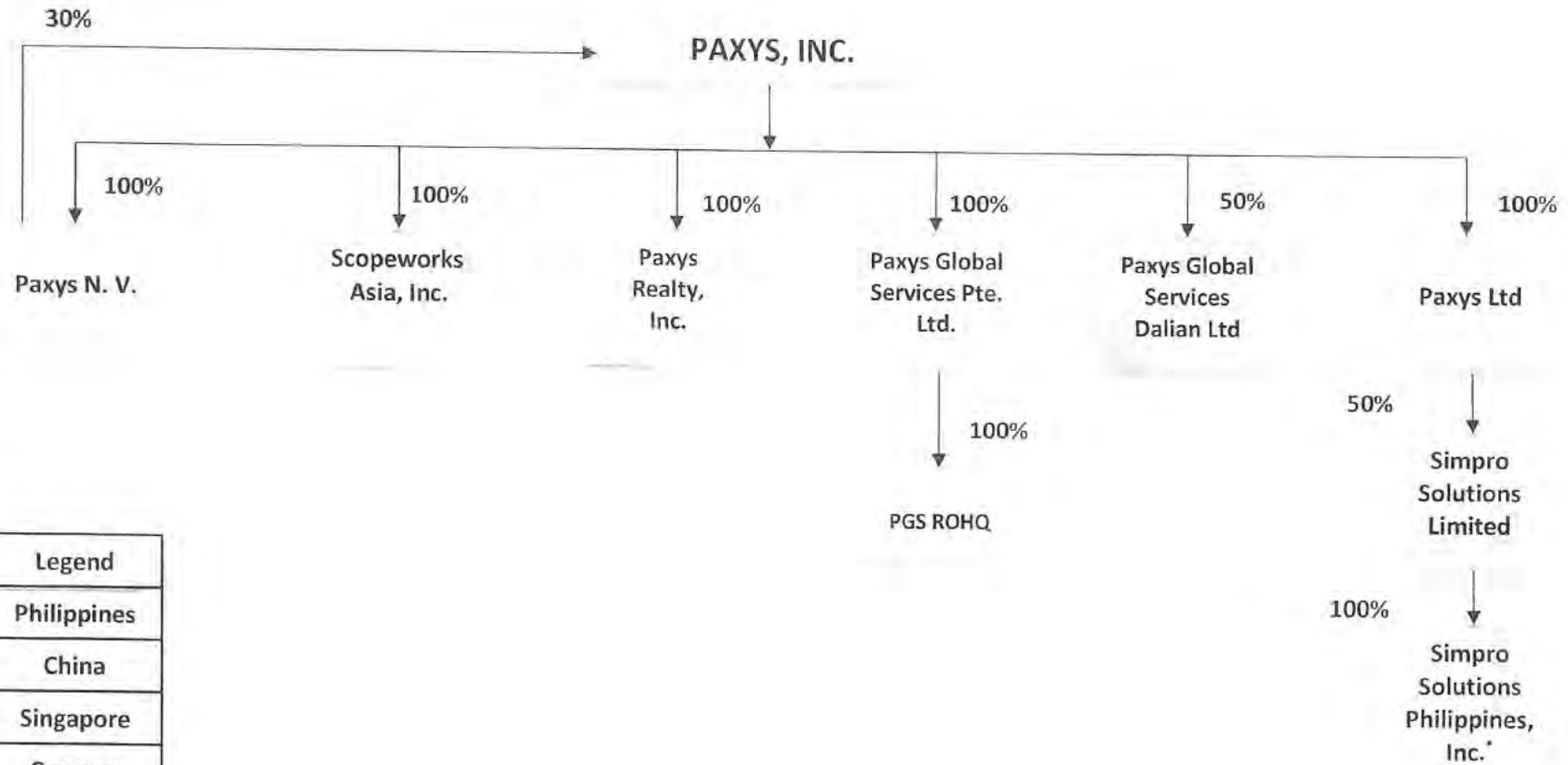
PAXYS, INC. AND SUBSIDIARIES
FINANCIAL SOUNDNESS INDICATORS
DECEMBER 31, 2021 AND 2020

Formula		2021	2020
Liquidity ratio			
Current ratio	Total Current Assets	₱3,790,840	93.13:1 109.39:1
	Divide by: Total Current Liabilities	40,704	
	Current ratio	<u>93.13</u>	
Solvency ratio			
Debt to equity ratio	Total Liabilities	₱87,955	0.02: 1 0.02: 1
	Divide by: Total Equity	3,762,503	
	Debt to equity ratio	<u>0.02</u>	
Profitability ratio			
Return on equity	Net Loss	(₱13,413)	(0.36%) (0.71%)
	Divide by: Total Equity	3,762,503	
	Return on equity	<u>(0.36%)</u>	
Net income margin	Net Loss	(₱13,413)	(30.02%) (47.44%)
	Divide by: Revenue	44,680	
	Net income margin	<u>(30.02%)</u>	
Earnings (loss) before interest, tax, depreciation and amortization (EBITDA) margin	Loss before income tax	(₱10,998)	17.07% (2.61%)
	Add: Depreciation and amortization	17,095	
	Interest expense	1,530	
	EBITDA	<u>7,627</u>	
	Divided by: Revenue	44,680	
		<u>17.07%</u>	

PAXYS, INC. AND SUBSIDIARIES

CORPORATE STRUCTURE

AS AT DECEMBER 31, 2021



Legend
Philippines
China
Singapore
Curacao
Hong Kong

*Currently under dissolution and liquidation. See Notes to Consolidated Financial Statements

Re: PaxysInc_Definitive Information Statement_14Nov2022

FRANCO B. DELFIN <fbdelfin@sec.gov.ph>

Mon 11/14/2022 1:14 PM

To: Investor Relations <investor_relations@paxys.com>

hi good afternoon;

You may now distribution the Company DIS to its stockholders on record for its ASM schedule on December 13, 2022.

For you guidance and compliance

best regard

On Mon, Nov 14, 2022 at 11:20 AM Investor Relations <investor_relations@paxys.com> wrote:

Dear SEC,

Please find attached Paxys, Inc.'s Definitive Information Statement with attachments.

Best regards,
Mayette

--

ATTY. MAYETTE H. TAPIA
PAXYS, INC.

15th Floor, 6750 Ayala Office Tower

Ayala Avenue, Makati City

1226 Philippines

T: +632-250-3800

M: 0919-0885563

E: mayette.tapia@paxys.com

Jennifer Apolonio

From: Philippine Stock Exchange <no-reply@pse.com.ph>
Sent: Wednesday, 16 November 2022 12:31 pm
To: Jennifer Apolonio; Mayette Tapia; mhtapia86@gmail.com; disclosure@pse.com.ph
Subject: Information Statement

Dear Sir/Madam:

Your disclosure was approved as Company Report. Details are as follows:

Company Name: Paxys, Inc.
Reference Number: 0041574-2022
Date and Time: Wednesday, November 16, 2022 12:30 PM Template Name: Information Statement Report Number: CR07608-2022

Best Regards,
PSE EDGE

This e-mail message, including any attached file, is confidential and legally privileged. It is solely for the intended recipient. If you received this e-mail by mistake, you should immediately notify the sender and delete this message from your system.

If you are not the intended recipient, you are prohibited from disseminating, distributing or copying this e-mail and its contents. Unauthorized or unlawful access, processing, use, misuse, alteration, interception, interference, communication, disclosure, distribution, downloading, uploading, copying, storage, reproduction and/or replication of any or all information, including personal and sensitive personal information ("Personal Data"), data, file(s), text, numbers, figures, images and/or graphics provided herein is punishable by law in accordance with Republic Act No. 10173, otherwise known as the Data Privacy Act of 2012, Republic Act No. 10175, otherwise known as the Cybercrime Prevention Act of 2012, and other applicable laws and regulations.

This e-mail cannot be guaranteed to be secure and error-free as it could be intercepted, corrupted, lost, destroyed, arrive late or incomplete, or contain viruses or other malicious programs. Therefore, the sender does not accept liability for any errors or omissions in the contents of this e-mail, which arise as a result of the transmission.

Unless it relates to business discharged by officials of the PSE, any views, opinions or factual assertions contained are those of the author and not necessarily of the PSE. The PSE prohibits unofficial use of its e-mail and consequently disclaims and accepts no liability for any damage caused by any libelous and defamatory statements transmitted via this e-mail.

If verification is required, please request for a hard copy.